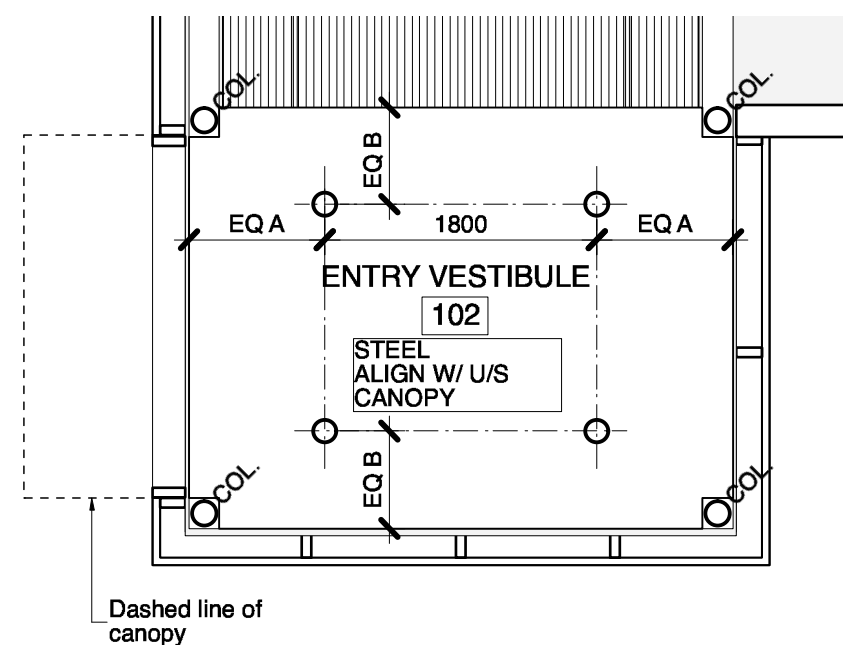
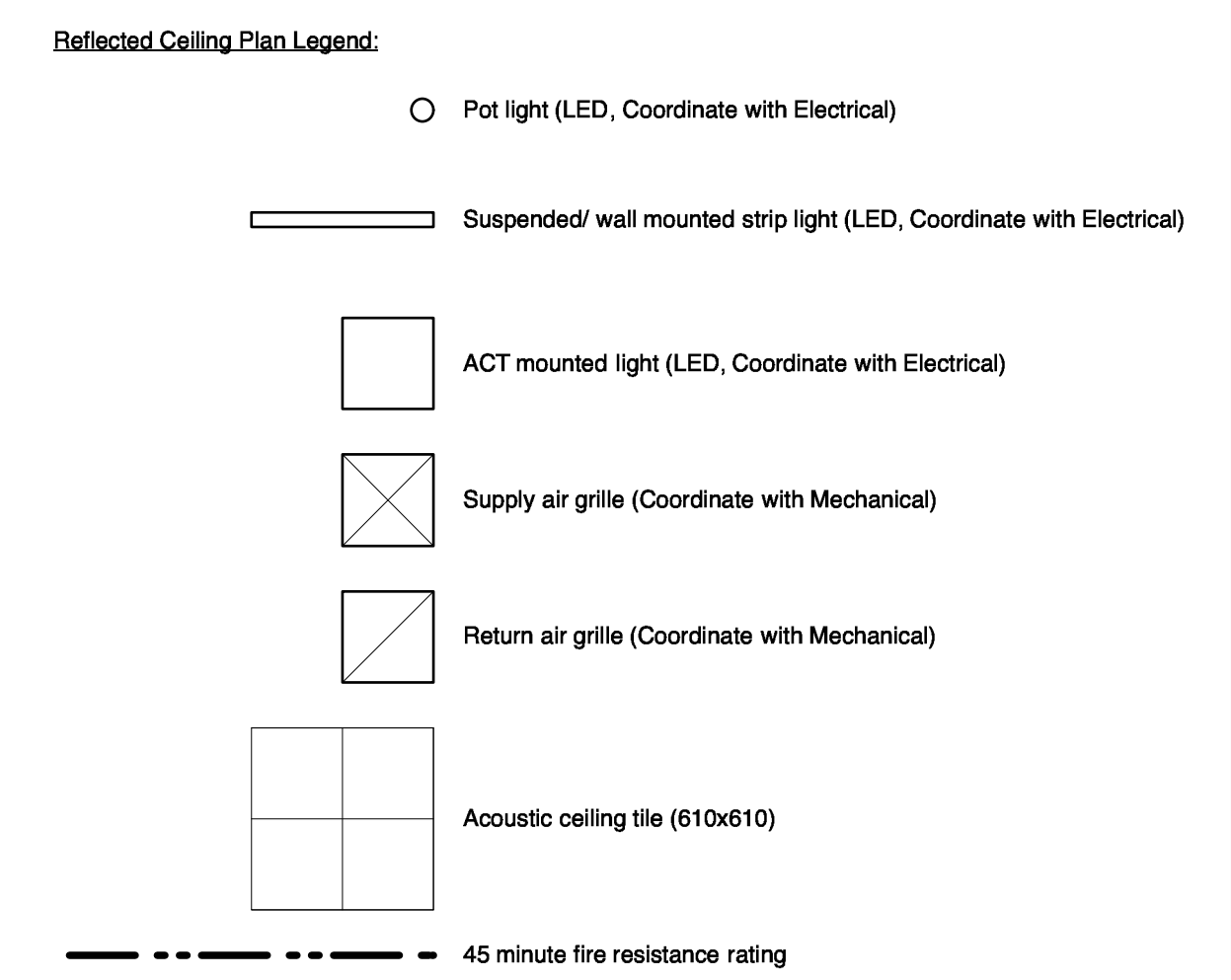



1 New Main Level Reflected Ceiling Plan
Scale: 1:50



2 Vestibule Reflected Ceiling Plan
Scale: 1:50



- MAIN FLOOR RCP NOTES**
- Coordinate light fixtures with Electrical. Lighting layouts on Architectural drawings govern.
 - Patch and make good all walls and ceilings affected by demolition and construction to match existing.
 - Patch, prepare and paint all existing ceiling surfaces to remain exposed.
 - All exposed mechanical ductwork, piping, electrical conduit, structure, and decking to receive paint finish.
 - All dimensions on Reflected Ceiling Plans are to finished face of walls. Refer to floor plans for overall dimensions.
 - All joints at rated assemblies, and between rated and non-rated assemblies are to be fire-rated systems of equivalent fire-rating as the rated assembly, typical.
 - All existing penetrations through existing walls designated as new fire separations are to be firestopped to the required equivalent rating, typical.



This drawing must not be scaled. The contractor shall verify all dimensions and other data on site prior to commencement of work. Discrepancies, errors, and omissions are to be reported to Public City Architecture Inc. prior to proceeding with the Work.
Drawings and specifications as instruments of service are the property of Public City Architecture Inc. the copyright in the same being reserved.
No reproduction or revision to these drawings may be made without the permission of Public City Architecture Inc. and when made, must bear their name. All prints to be returned to Public City Architecture Inc. upon request.

Project
St. John's Library Renovation

Drawing
RCP Main Level

Drawn By TH
Scale As Noted
Reviewed By PS
Drawing No. **A-203**

Date 2016.07.18
Project No. 1503b

