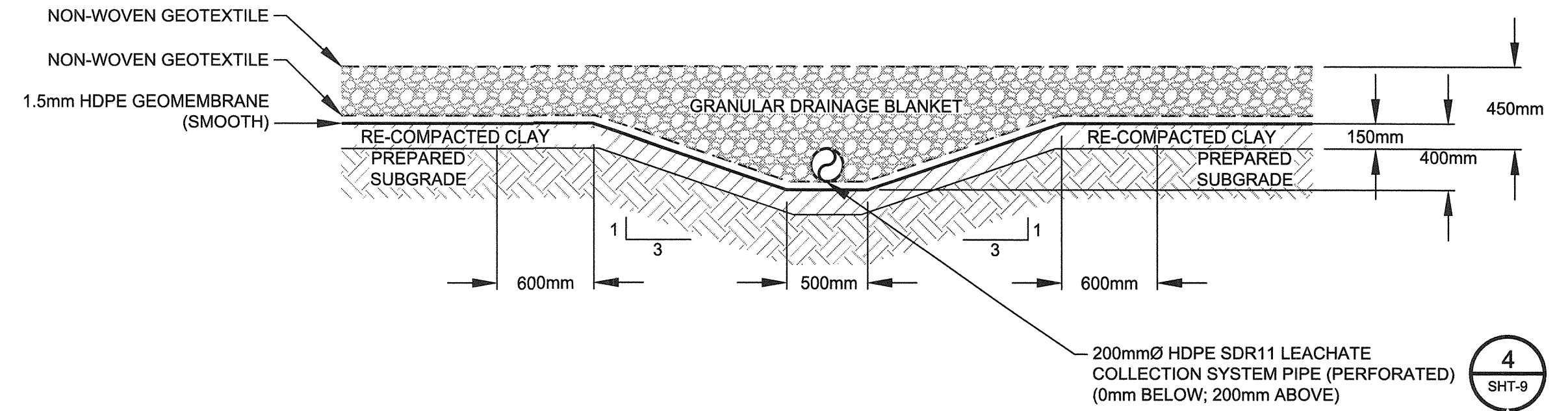
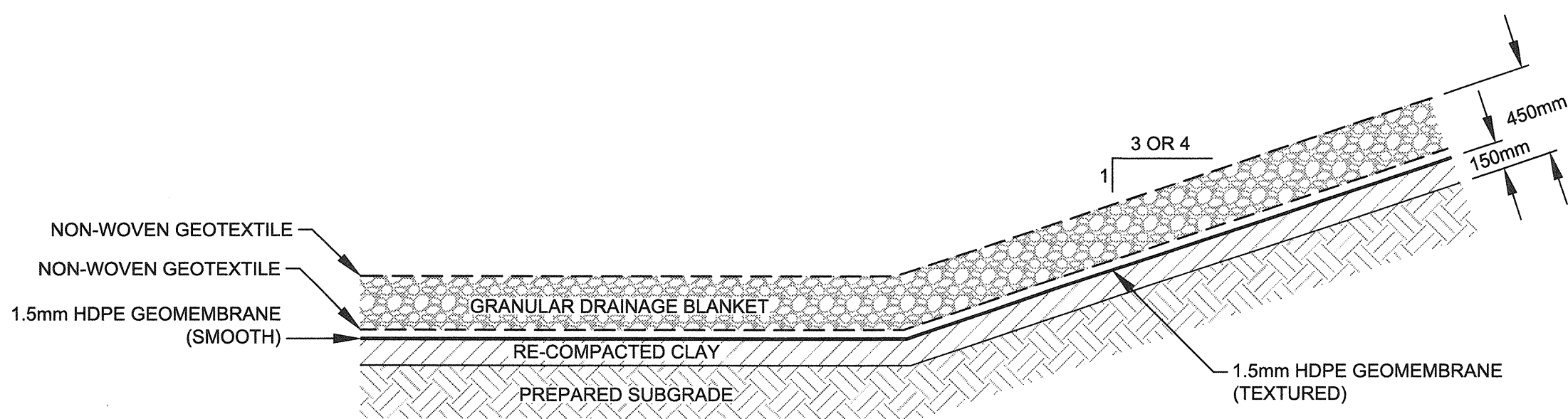


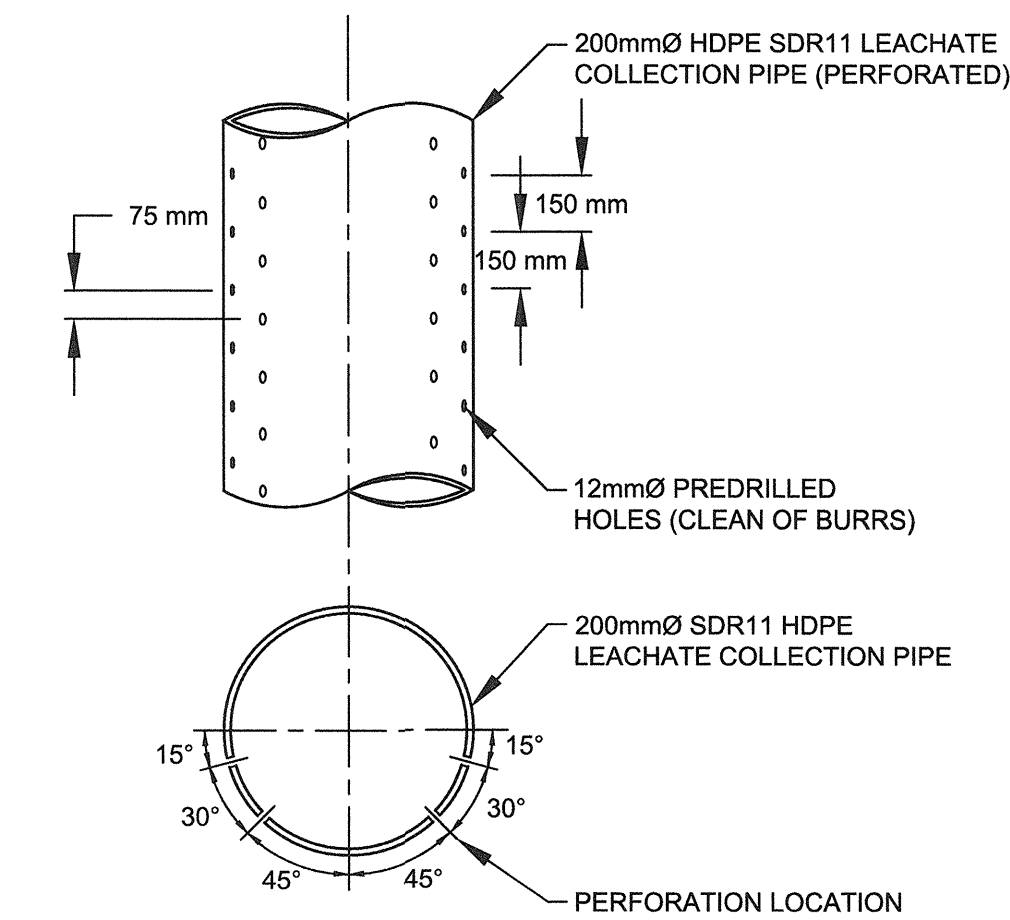
DETAIL 1 LINER SYSTEM  
1:30 SHT-5



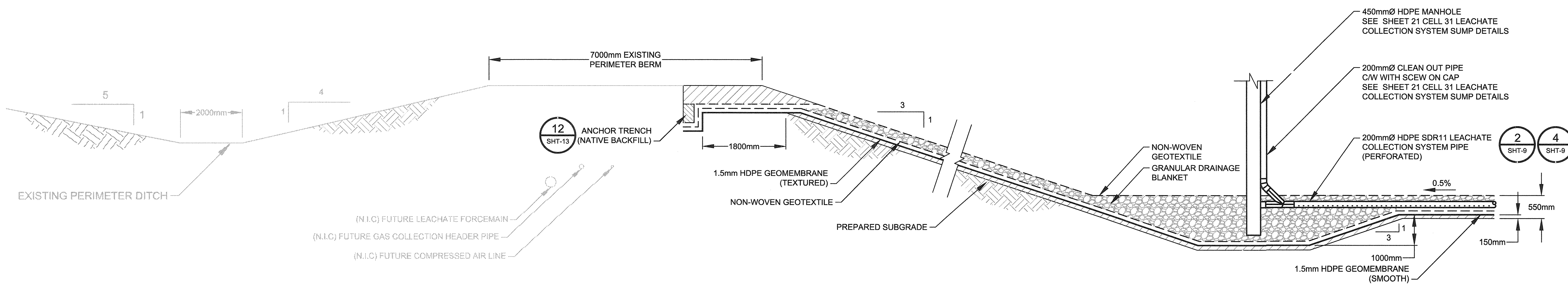
DETAIL 2 LEACHATE COLLECTION SYSTEM PIPE AND SWALE (TYPICAL)  
1:30 SHT-5



DETAIL 3 LINER SYSTEM (TOE OF SLOPE)  
1:30 SHT-5



DETAIL 4 200mm LEACHATE COLLECTION SYSTEM PIPE PERFORATIONS  
NTS SHT-9



DETAIL 5 LEACHATE COLLECTION SYSTEM PIPE SUMP TERMINATION  
1:75 SHT-6

**METRIC**  
WHOLE NUMBERS INDICATE MILLIMETRES  
DECIMALIZED NUMBERS INDICATE METRES

**WARNING**

1. NOTIFY THE GAS COMPANY OF THE PROPOSED LOCATION OF EXCAVATION.
2. TAKE PRECAUTION TO AVOID DAMAGE TO GAS COMPANY INSTALLATIONS.
3. SEE PROVINCIAL REGULATION 210/72 FOR DETAILS.

**FOR TENDER ONLY**  
NOT TO BE USED FOR CONSTRUCTION

LOCATION APPROVED UNDERGROUND STRUCTURES	
SUPV. U/G STRUCTURES COMMITTEE	DATE
NOTE: LOCATION OF UNDERGROUND STRUCTURES AS SHOWN ARE BASED ON THE BEST INFORMATION AVAILABLE BUT NO GUARANTEE IS GIVEN THAT ALL EXISTING UTILITIES ARE SHOWN OR THAT THE GIVEN LOCATIONS ARE EXACT. CONFIRMATION OF EXISTENCE AND EXACT LOCATION OF ALL SERVICES MUST BE OBTAINED FROM THE INDIVIDUAL UTILITIES BEFORE PROCEEDING WITH CONSTRUCTION.	

B.M. ELEV.	
CONSTRUCTION COMPLETION DATE: YYYY MM DD	
NO.	REVISIONS
0	ISSUED FOR TENDER
06/15/2017	DB
DATE	BY
2017 05 16	

**GHD**  
651 Colby Drive  
Waterloo Ontario N2V 1C2 Canada  
T 519 884 0510 F 519 884 0525 www.ghd.com

DESIGNED BY: D. BARTON  
CHECKED BY: K. RENNER  
DRAWN BY: K. DHALIWAL  
APPROVED BY: D. BARTON

SCALE: HORIZONTAL AS SHOWN  
VERTICAL: -

RELEASED FOR CONSTRUCTION

CONSULTANT DRAWING NUMBER: 15-0107-014\_C07

DATE: 2017 05 16

PLOT DATE: 2017 06 16

**D.B. BARTON**  
Member  
39967  
REGISTERED PROFESSIONAL ENGINEER

**THE CITY OF WINNIPEG**  
WATER AND WASTE DEPARTMENT  
ENGINEERING DIVISION

BRADY ROAD RESOURCE MANAGEMENT FACILITY (BRRMF) DISPOSAL CELL CONSTRUCTION AND STORAGE (300,000 LITRE) TANK

CELL 31 CONSTRUCTION LINER AND LEACHATE COLLECTION SYSTEM DETAILS I

SHEET 9 OF 44  
CITY DRAWING NUMBER  
1-0400A-C0023-001