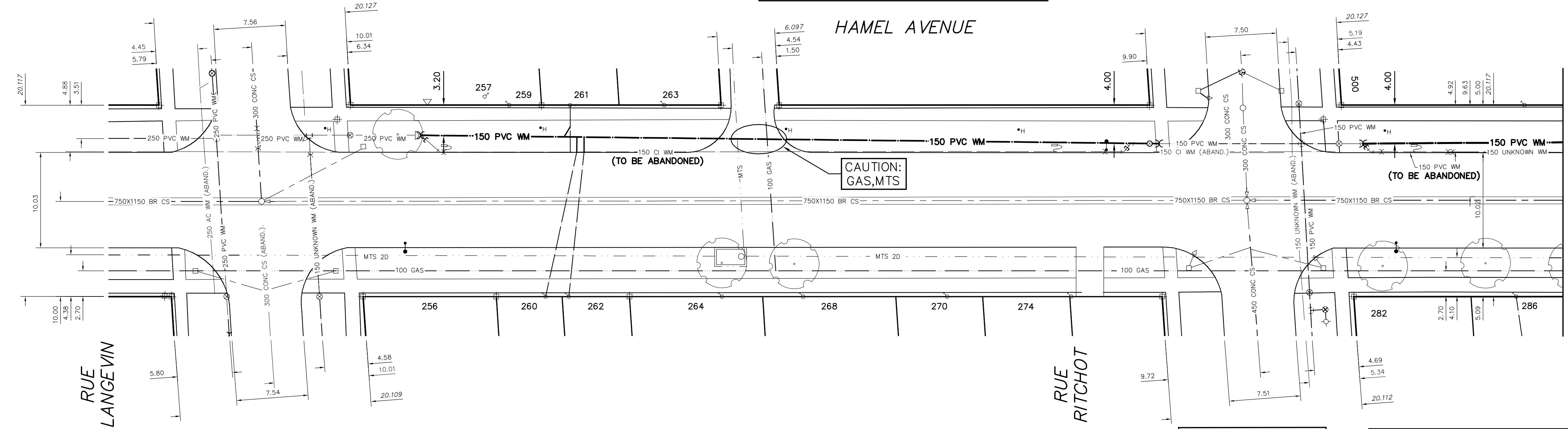



0+75
 0+75.840 W R RUE LANGEVIN
 0+85.90 EXIST 250X250X250X250 CROSS
 0+95.66 EXIST 250X250X150 TEE
 1+00.000 E R RUE LANGEVIN
 1+03.24 EXIST 250 VALVE
 1+07.12 EXIST 250-150 REDUCER
 1+07.50 REMOVE EXIST 150-45° BEND, &
 CONNECT TO EXIST 150 PVC WM W/COUPLING
 1+08.41 EXIST 150-45° BEND
 1+08.81 EXIST 150 COUPLING
 1+25
 1+50
 1+75
 1+79.33 EXIST 150 COUPLING
 1+81.34 EXIST 150-45° BEND
 1+82.00 REMOVE EXIST 150-45° BEND
 1+84.028 W R RUE RITCHOT
 1+84.03 INSTALL 150 VALVE
 1+85.00 CONNECT TO EXIST 150 PVC WM W/COUPLING
 2+00
 2+00.46 EXIST 150X150X150 CROSS
 2+04.186 E R RUE RITCHOT
 2+04.47 EXIST 150 VALVE
 2+06.47 REMOVE EXIST 150-45° BEND, &
 CONNECT TO EXIST 150 PVC WM W/COUPLING
 2+07.21 EXIST 150-45° BEND
 2+08.41 EXIST 150 COUPLING
 2+15.39 EXIST 150 COUPLING
 2+16.39 EXIST 150 COUPLING
 2+25
 MATCHLINE 2+27.500

NOTE: CHAINAGES SHOWN ARE ALONG N. R. OF HAMEL AVE.

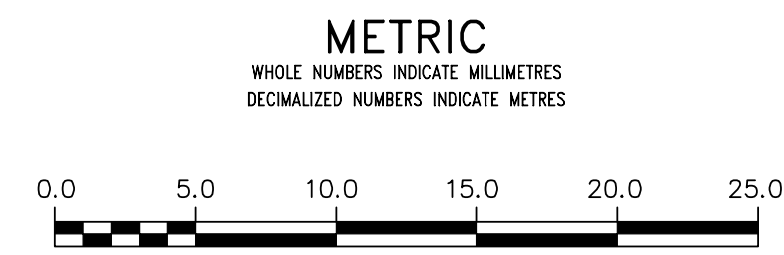


FOR WATER SERVICE TABLE SEE D-14735

NOTE: ALL VALVES TO BE INSTALLED CLOCKWISE TO CLOSE

FOR INDEX SEE D-14776

MATCHLINE 2+27.500
 SEE DWG D-14733



WARNING
 IF POWER EQUIPMENT OR EXPLOSIVES ARE TO BE USED FOR EXCAVATION ON THIS PROJECT THE CONTRACTOR MUST:
 1) NOTIFY THE GAS COMPANY OF THE PROPOSED LOCATION OF EXCAVATION.
 2) TAKE PRECAUTION TO AVOID DAMAGE TO GAS COMPANY INSTALLATIONS.
 SEE PROVINCIAL REGULATION 210/72 FOR DETAILS

LOCATION APPROVED UNDERGROUND STRUCTURES
 SUPV. U/G STRUCTURES COMMITTEE DATE
 NOTE:
 LOCATION OF UNDERGROUND STRUCTURES AS SHOWN ARE BASED ON THE BEST INFORMATION AVAILABLE BUT NO GUARANTEE IS GIVEN THAT ALL EXISTING UTILITIES ARE SHOWN OR THAT THE GIVEN LOCATIONS ARE EXACT. CONFIRMATION OF EXISTENCE AND EXACT LOCATION OF ALL SERVICES MUST BE OBTAINED FROM THE INDIVIDUAL UTILITIES BEFORE PROCEEDING WITH CONSTRUCTION.

NO.	REVISIONS	DATE	BY

DESIGNED BY	TS	CHECKED BY	SC
DRAWN BY	RJ	APPROVED BY	KZ
SCALE:	HORIZONTAL 1:250 VERTICAL 1:50		
DATE	2017 05 30		
RELEASED FOR CONSTRUCTION	KAS ZUREK		
DATE	2017 05 30		
PLOT DATE:	2017 05 30		

ENGINEER'S SEAL
 ORIGINAL SIGNED BY S.J.R. COURNOYER 17/05/30
 CONSULTANT DRAWING NUMBER

THE CITY OF WINNIPEG
 WATER AND WASTE DEPARTMENT
 ENGINEERING DIVISION
 2017 WATER MAIN RENEWALS
 CONTRACT 4A
HAMEL AVENUE
 RUE LANGEVIN TO
 22 E OF RUE RITCHOT

SHEET 6 OF 11
 CITY DRAWING NUMBER
D-14732