
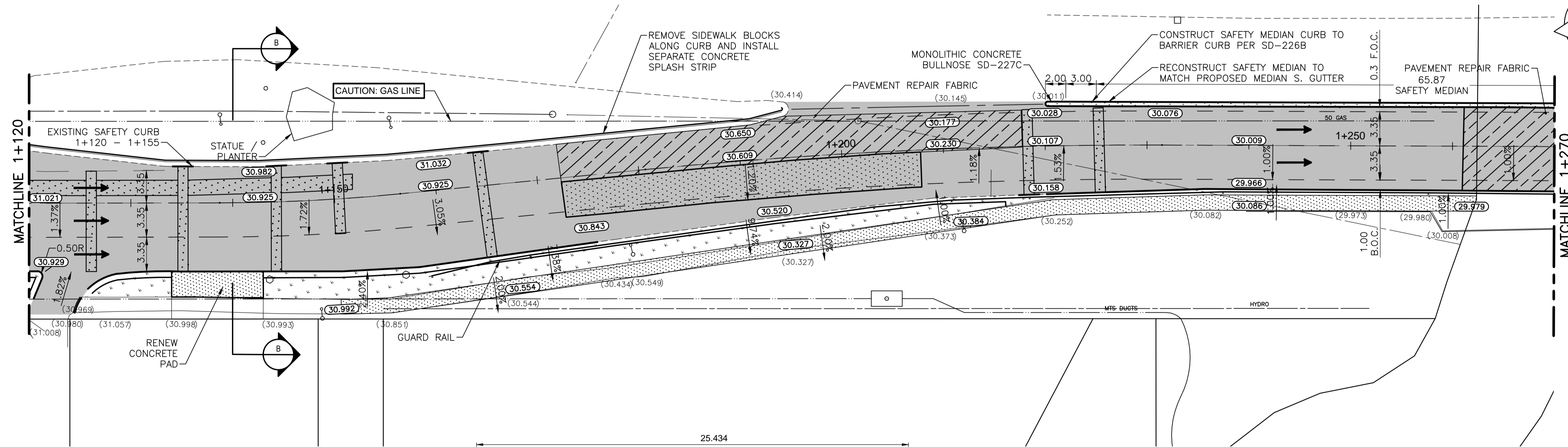


1+150 1+200 1+250

PROVENCHEUR BLVD (EAST BOUND LANES)



GENERAL NOTES:

- DESIGN GRADES ARE TO BE CONFIRMED ONCE PLANING HAS BEEN COMPLETED.
- ADJUST PAVEMENT & BOULEVARD STRUCTURES TO MATCH FINAL GRADES.
- ADJUST PAVEMENT MANHOLE AND CATCHBASIN FRAMES 50mm BELOW FINAL GRADE TO ACCOMMODATE A RISER RING FOR FINAL ASPHALT PAVING OPERATIONS.
- MAINTAIN TRAFFIC AS OUTLINED IN THE TRAFFIC MANAGEMENT SPECIFICATION.
- RADIUS CURB RENEWAL WHERE REQUIRED ON INTERSECTING STREETS & BACK LANES TO BE MODIFIED BARRIER CURB.
- CONSTRUCT PARTIAL DEPTH CONCRETE REPAIRS AS DIRECTED BY THE CONTRACT ADMINISTRATOR.
- ALL CONCRETE RENEWALS TO RECEIVE PATCHING PRIOR TO ASPHALT OVERLAY.

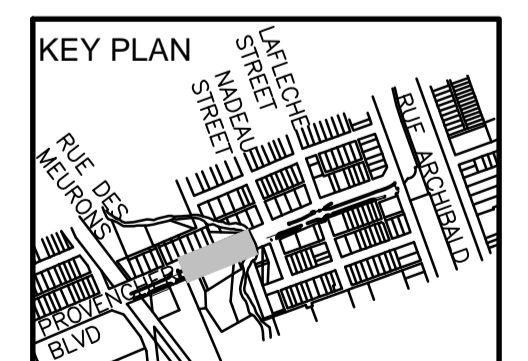
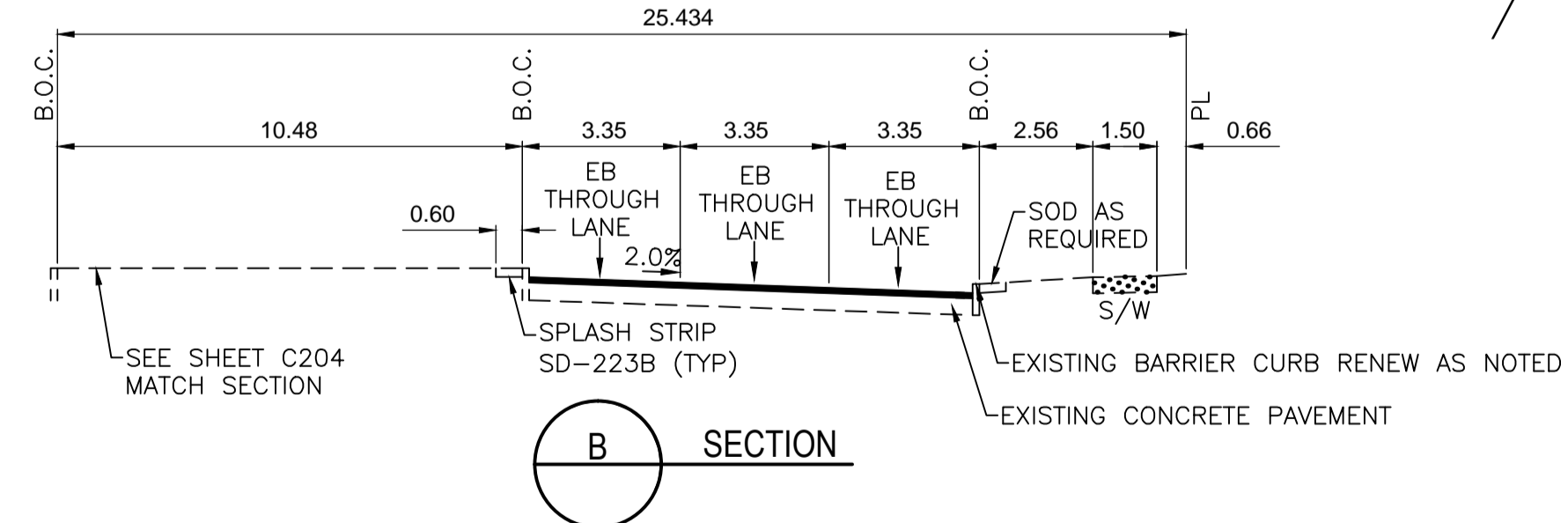
METRIC

WHOLE NUMBERS INDICATE MILLIMETRES  
DECIMALIZED NUMBERS INDICATE METRES

WARNING

IF POWER EQUIPMENT OR EXPLOSIVES ARE TO BE USED FOR EXCAVATION ON THIS PROJECT THE CONTRACTOR MUST:

- NOTIFY THE GAS COMPANY OF THE PROPOSED LOCATION OF EXCAVATION.
- TAKE PRECAUTION TO AVOID DAMAGE TO GAS COMPANY INSTALLATIONS SEE PROVINCIAL REGULATION 210/72 FOR DETAILS.
- OBTAIN EXCAVATION PERMITS PRIOR TO CONSTRUCTION.



150 WM	150 WM	150 WM	150 WM	150 WM	150 WM	150 WM	150 WM
HYDRANT, VALVE	HYDRANT, VALVE	HYDRANT, VALVE	HYDRANT, VALVE	HYDRANT, VALVE	HYDRANT, VALVE	HYDRANT, VALVE	HYDRANT, VALVE
LAND DRAINAGE SEWER	LAND DRAINAGE SEWER	LAND DRAINAGE SEWER	LAND DRAINAGE SEWER	LAND DRAINAGE SEWER	LAND DRAINAGE SEWER	LAND DRAINAGE SEWER	LAND DRAINAGE SEWER
WASTE WATER SEWER	WASTE WATER SEWER	WASTE WATER SEWER	WASTE WATER SEWER	WASTE WATER SEWER	WASTE WATER SEWER	WASTE WATER SEWER	WASTE WATER SEWER
NORTH OR WEST GUTTER	NORTH OR WEST GUTTER	NORTH OR WEST GUTTER	NORTH OR WEST GUTTER	NORTH OR WEST GUTTER	NORTH OR WEST GUTTER	NORTH OR WEST GUTTER	NORTH OR WEST GUTTER
SOUTH OR EAST GUTTER	SOUTH OR EAST GUTTER	SOUTH OR EAST GUTTER	SOUTH OR EAST GUTTER	SOUTH OR EAST GUTTER	SOUTH OR EAST GUTTER	SOUTH OR EAST GUTTER	SOUTH OR EAST GUTTER
NORTH OR WEST P	NORTH OR WEST P	NORTH OR WEST P	NORTH OR WEST P	NORTH OR WEST P	NORTH OR WEST P	NORTH OR WEST P	NORTH OR WEST P
SOUTH OR EAST P	SOUTH OR EAST P	SOUTH OR EAST P	SOUTH OR EAST P	SOUTH OR EAST P	SOUTH OR EAST P	SOUTH OR EAST P	SOUTH OR EAST P
NORTH OR WEST DITCH	NORTH OR WEST DITCH	NORTH OR WEST DITCH	NORTH OR WEST DITCH	NORTH OR WEST DITCH	NORTH OR WEST DITCH	NORTH OR WEST DITCH	NORTH OR WEST DITCH
SOUTH OR EAST DITCH	SOUTH OR EAST DITCH	SOUTH OR EAST DITCH	SOUTH OR EAST DITCH	SOUTH OR EAST DITCH	SOUTH OR EAST DITCH	SOUTH OR EAST DITCH	SOUTH OR EAST DITCH
EXISTING	LEGEND-PROFILE	PROPOSED	EXISTING	LEGEND-PLAN	PROPOSED	EXISTING	LEGEND-PLAN

LOCATION APPROVED UNDERGROUND STRUCTURES

SUPV. U/G STRUCTURES COMMITTEE DATE

NOTE:  
LOCATION OF UNDERGROUND STRUCTURES AS SHOWN ARE BASED ON THE BEST INFORMATION AVAILABLE BUT NO GUARANTEE IS GIVEN THAT ALL EXISTING UTILITIES ARE SHOWN OR THAT THE GIVEN LOCATIONS ARE EXACT. CONFIRMATION OF EXISTENCE AND EXACT LOCATION OF ALL SERVICES MUST BE OBTAINED FROM THE INDIVIDUAL UTILITIES BEFORE PROCEEDING WITH CONSTRUCTION.

NO.	REVISIONS	DATE	BY
1	ISSUED FOR TENDER	17.06.16	
0	ISSUED FOR REVIEW	17.06.02	

**Stantec**  
500 - 311 Portage Avenue, Winnipeg MB  
www.stantec.com

DESIGNED BY	D.L.	CHECKED BY	D.J.M.
DRAWN BY	G.P.	APPROVED BY	D.J.M.
HOR. SCALE:	1:250	RELEASED FOR CONSTRUCTION:	
VERTICAL:	1:10	DATE	2017.05.03

ENGINEER'S SEAL  
**PRELIMINARY DRAWING**  
NOT TO BE USED FOR CONSTRUCTION  
CONSULTANT DRAWING NO. C-202

**THE CITY OF WINNIPEG**  
PUBLIC WORKS DEPARTMENT  
ENGINEERING DIVISION

2017 REGIONAL STREET RENEWAL PROGRAM  
PROVENCHEUR BOULEVARD  
RUE DES MEURONS TO RUE ARCHIBALD  
REHABILITATION

SHEET 9 OF 15  
CAD FILE DRAWING NUMBER 07270c-201-xxx.dwg  
CITY DRAWING NUMBER P-3484-09

VA:1137\active\113707270\0300\_drawing\0300\_sheet\_files\02\_civil\07270c-201-xxx.dwg  
2017/06/16 1:23 PM By: Paradowski, Gordon