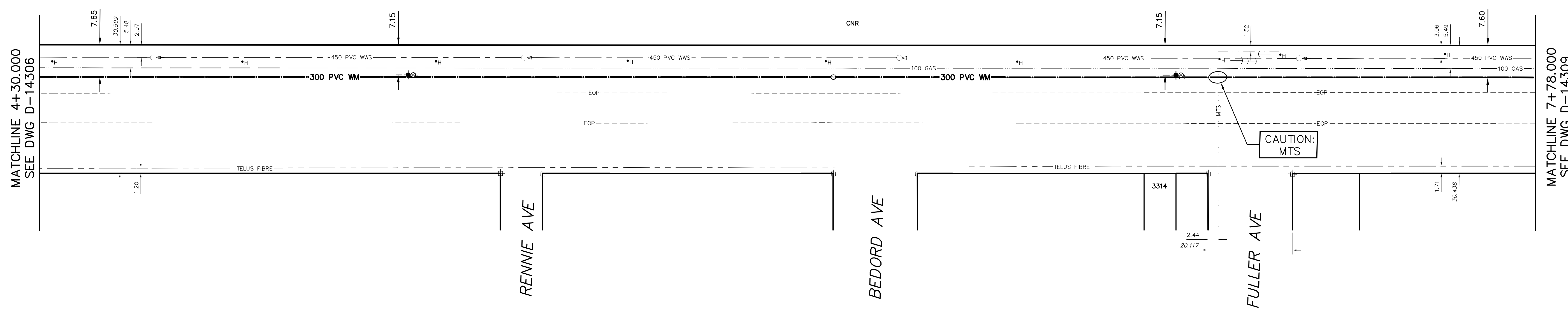
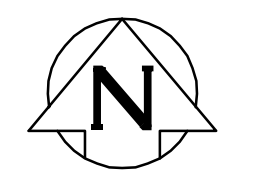


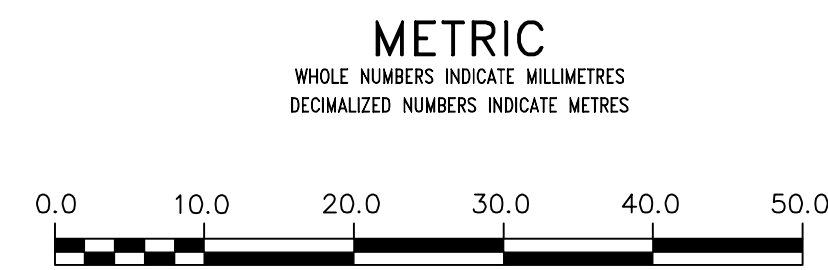
NOTE: CHAINAGES SHOWN ARE ALONG
N. SHOULDER OF DUGALD RD

DUGALD ROAD



FOR INDEX SEE D-14305

NOTE: ALL VALVES TO BE INSTALLED
CLOCKWISE TO CLOSE



WARNING

IF POWER EQUIPMENT OR EXPLOSIVES ARE TO BE USED FOR EXCAVATION ON THIS PROJECT THE CONTRACTOR MUST:

- 1) NOTIFY THE GAS COMPANY OF THE PROPOSED LOCATION OF EXCAVATION.
- 2) TAKE PRECAUTION TO AVOID DAMAGE TO GAS COMPANY INSTALLATIONS.

SEE PROVINCIAL REGULATION 210/72 FOR DETAILS

LOCATION APPROVED
UNDERGROUND STRUCTURES

SUPV. U/G STRUCTURES COMMITTEE DATE

NOTE:
LOCATION OF UNDERGROUND STRUCTURES AS SHOWN ARE BASED ON THE BEST INFORMATION AVAILABLE BUT NO GUARANTEE IS GIVEN THAT ALL EXISTING UTILITIES ARE SHOWN OR THAT THE GIVEN LOCATIONS ARE EXACT. CONFIRMATION OF EXISTENCE AND EXACT LOCATION OF ALL SERVICES MUST BE OBTAINED FROM THE INDIVIDUAL UTILITIES BEFORE PROCEEDING WITH CONSTRUCTION.

B.M.	ELEV.

DESIGNED BY	MJK	CHECKED BY	SC
DRAWN BY	RS	APPROVED BY	KZ
SCALE:	HORIZONTAL 1:500		
	VERTICAL 1:50		
DATE	2017 07 21	DATE	2017 07 27
KAS ZUREK			
PLOT DATE: 2017 07 28			

ENGINEER'S SEAL

ORIGINAL SIGNED
BY S.R.J. COURNOYER
17/07/27

CONSULTANT DRAWING NUMBER

THE CITY OF WINNIPEG
WATER AND WASTE DEPARTMENT
ENGINEERING DIVISION

2017 TRANSCONA WATER MAIN RELIABILITY UPGRADES
CONTRACT
DUGALD ROAD
STA 4+30 TO
STA 7+87

SHEET 3 OF 11
CITY DRAWING NUMBER
D-14307