
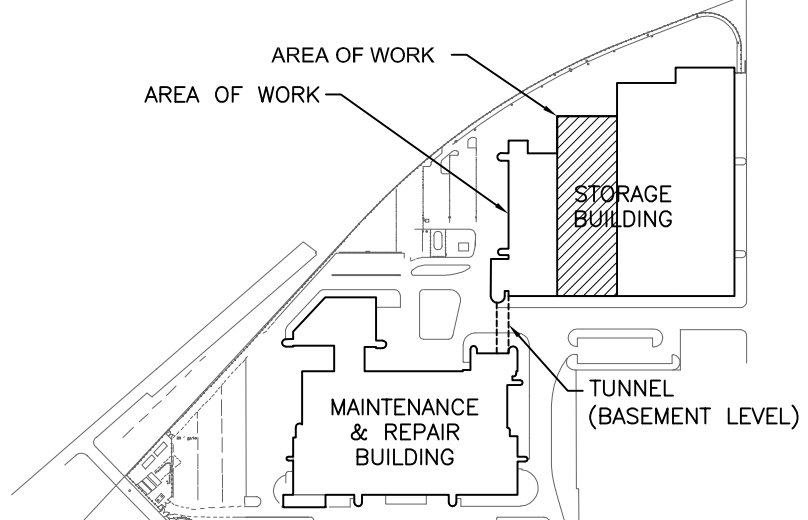


1 MAIN FLOOR PLAN - DEMOLITION - PLUMBING
M1.1 SCALE: 1/16" = 1'-0"



2 ROOF PLAN - DEMOLITION - PLUMBING
M1.1 SCALE: 1/16" = 1'-0"



KEY PLAN
NTS


GENERAL NOTES

- A. ALL ABANDONED EQUIPMENT AND SERVICES WITHIN AREA OF WORK SHALL BE REMOVED.
- B. THIS BUILDING MAY CONTAIN ASBESTOS. REFER TO FRONT END SPECIFICATIONS FOR FURTHER INFORMATION.

DEMOLITION KEY NOTES

1. DEMOLISH AND REMOVE NATURAL GAS PIPING AND VENT BACK TO ISOLATION VALVE AS SHOWN. REPAIR AND SEAL PRV VENT ROOF OPENING (REFER TO STRUCTURAL AND ROOFING SPECIFICATION DETAILS).
2. EXISTING ROOF DRAINS TO REMAIN.
3. EXISTING INFRARED HEATERS TO REMAIN.

5			
4			
3			
2			
1			
0	ISSUED FOR CONSTRUCTION	JH	21/08/17
NO.	Description	BY	DD/MM/YY



Project Title
CITY OF WINNIPEG FORT ROUGE
TRANSIT BASE - STORAGE TRACK
1-12 VENTILATION UPGRADE
WINNIPEG MANITOBA

Drawing Title
MAIN FLOOR AND ROOF PLAN -
DEMOLITION - PLUMBING

Drawn By	GB	Checked By	XZ	Approved By	JH
Scale	AS SHOWN	Date	AUGUST 2017	Project No.	16-149-02
Revision Number		Drawing Number		Sheet Order	
0		M1.1		1 OF 9	

18182_MFL_P1_1.DWG - AUGUST 15, 2017 - 10PM CST - GBAL