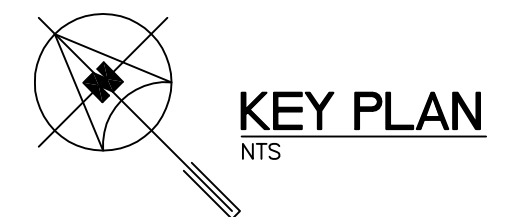
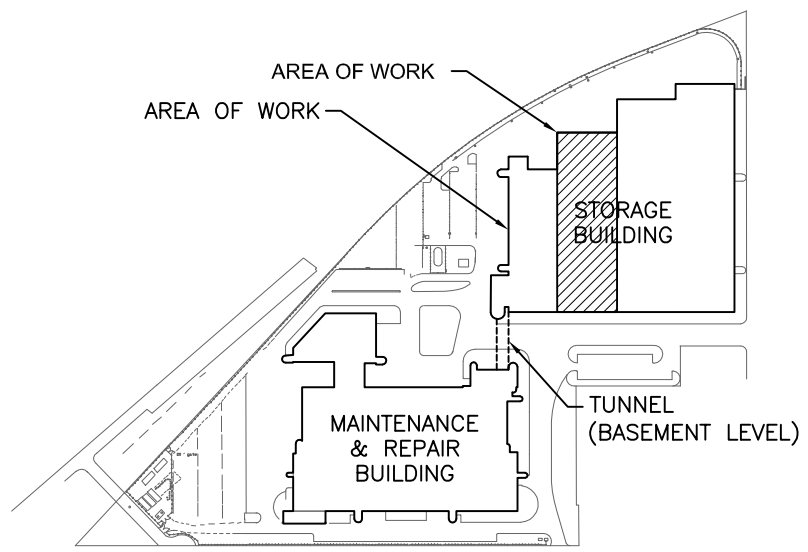


1

M3.1

MAIN FLOOR PLAN - NEW CONSTRUCTION - FIRE PROTECTION

SCALE: 1/16" = 1'-0"



KEY PLAN


**GENERAL NOTES**

- A. THIS BUILDING MAY CONTAIN ASBESTOS. REFER TO FRONT END SPECIFICATION FOR INFORMATION.
- B. THE SPRINKLER SYSTEM SHALL BE DESIGNED AND INSTALLED IN ACCORDANCE WITH NFPA 13, MANITOBA BUILDING CODE, MANITOBA FIRE CODE, LOCAL BUILDING BY-LAWS, THE AUTHORITY HAVING JURISDICTION, AND THE SPECIFICATION.

**KEY NOTES**

- 1. SPRINKLER SYSTEM AT HIGH LEVEL NOT SHOWN. PROVIDE NEW SPRINKLER HEADS UNDER NEW DUCTWORK AS REQUIRED.

5			
4			
3			
2			
1			
0	ISSUED FOR CONSTRUCTION	JH	21/08/17
NO.	Description	BY	DD/MM/YY



Project Title  
**CITY OF WINNIPEG FORT ROUGE  
 TRANSIT BASE - STORAGE TRACK  
 1-12 VENTILATION UPGRADE**  
 WINNIPEG MANITOBA

Drawing Title  
**MAIN FLOOR PLAN - NEW  
 CONSTRUCTION - FIRE  
 PROTECTION**

Drawn By IE	Checked By XZ	Approved By JH
Scale AS SHOWN	Date AUGUST 2017	Project No. 16-149-02
Revision Number 0	Drawing Number M3.1	Sheet Order 5 OF 9