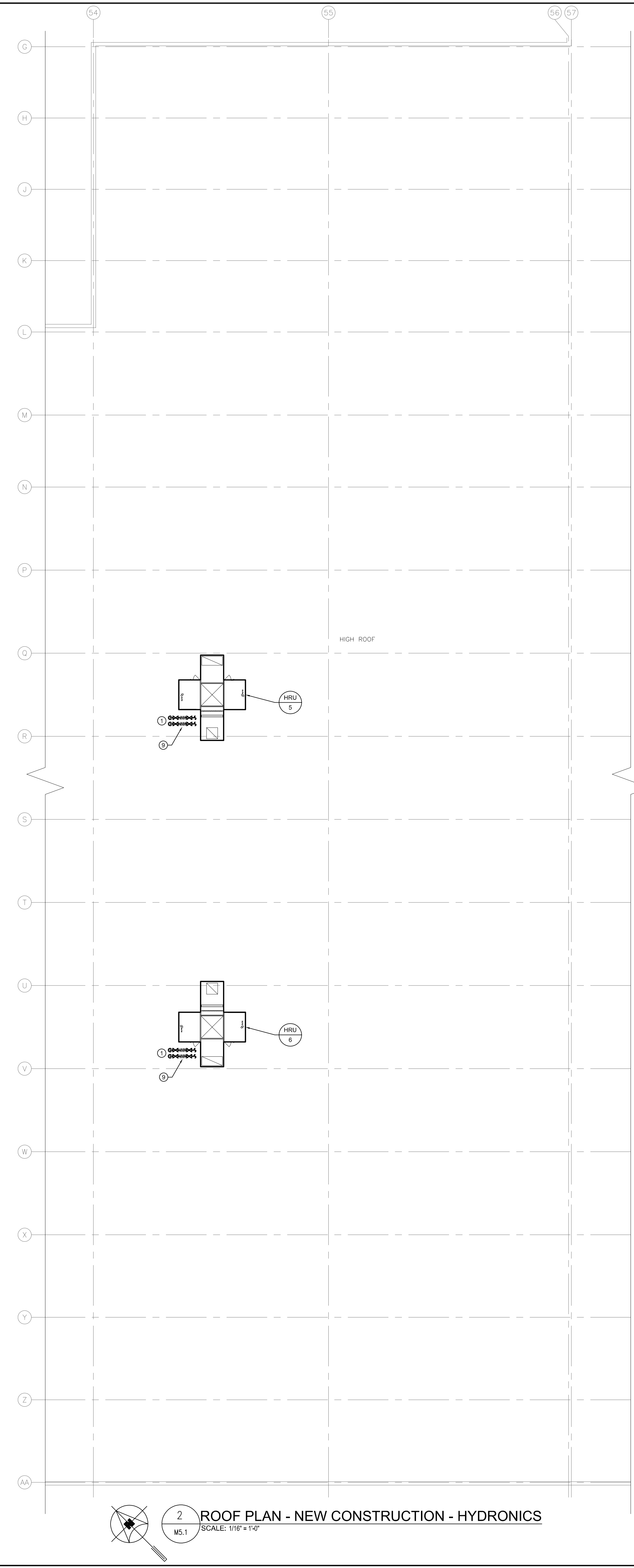
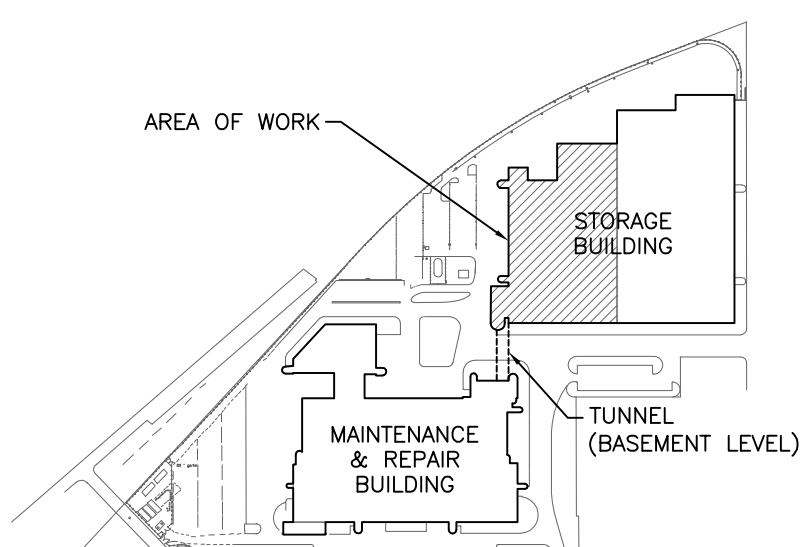


1 MAIN FLOOR PLAN - NEW CONSTRUCTION - HYDRONICS
SCALE: 1/16" = 1'-0"



2 ROOF PLAN - NEW CONSTRUCTION - HYDRONICS
SCALE: 1/16" = 1'-0"



KEY PLAN
NTS


GENERAL NOTES

A. THIS BUILDING MAY CONTAIN ASBESTOS. REFER TO FRONT END SPECIFICATIONS FOR FURTHER INFORMATION.

KEY NOTES

- CONNECT GHS AND GHR TO NEW HRU-5 & 6 ON ROOF.
- EXISTING COINOX CONTROLLER BESIDE FIRE ALARM PANEL.
- COINOX DETECTORS TIED INTO EXISTING CONTROLLER.
- HEAT RECOVERY UNIT, HRU-5 & 6 THERMOSTATS.
- CAP LINES FOR FUTURE.
- REFER TO STRUCTURAL DRAWING FOR SUPPORT DETAILS OF NEW OPENINGS AND PHOTOS ON M&S2 FOR ROUTING.
- EXISTING JCI METASYS CONTROL PANEL/AUTOMATION ENGINE.
- FIRESTOP ALL NEW AND EXISTING PENETRATIONS THROUGH WALL AT GRIDLINE 66/7. WORK SHALL INCLUDE ALL MECHANICAL AND ELECTRICAL PENETRATIONS.
- NEW FLEX CONNECTIONS TO ACCOMMODATE UP TO 2" OF LATERAL MOVEMENT OF STEEL STAND.

5			
4			
3			
2			
1			
0	ISSUED FOR CONSTRUCTION	JH	21/08/17
NO.	Description	BY	DD/MM/YY



Project Title
CITY OF WINNIPEG FORT ROUGE
TRANSIT BASE - STORAGE TRACK
1-12 VENTILATION UPGRADE
WINNIPEG MANITOBA

Drawing Title
MAIN FLOOR AND ROOF PLAN -
NEW CONSTRUCTION -
HYDRONICS

Drawn By	GB	Checked By	XZ	Approved By	JH
Scale	AS SHOWN	Date	AUGUST 2017	Project No.	16-149-02
Revision Number	0	Drawing Number	M5.1	Sheet Order	8 OF 9

H:\RIS_M&P_LP_1\LONG - AUGUST 16, 2017 - 10:04 AM CST - GBAL