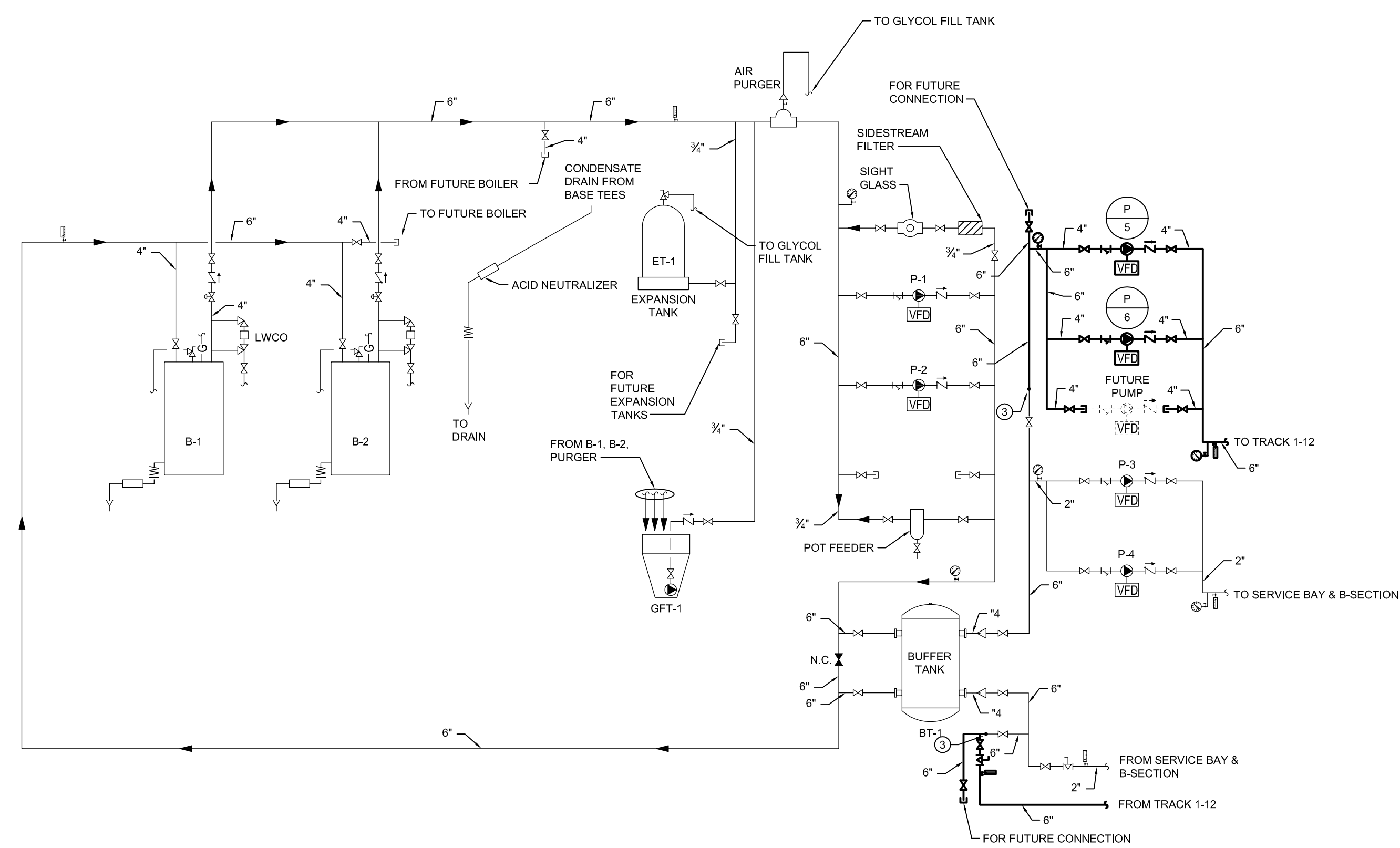
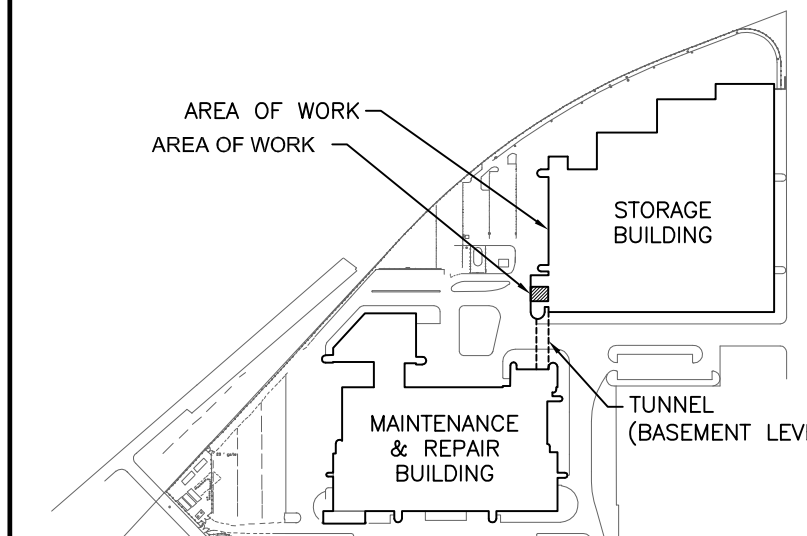


1 MECHANICAL ROOM - ENLARGED - HYDRONICS
SCALE: 1/4" = 1'-0"
MS.2



2 HYDRONIC SCHEMATIC
SCALE: NTS
MS.2





KEY PLAN
NTS

GENERAL NOTES

- A. ALL ABANDONED EQUIPMENT AND SERVICES WITHIN AREA OF WORK SHALL BE REMOVED.
- B. THIS BUILDING MAY CONTAIN ASBESTOS. REFER TO FRONT END SPECIFICATIONS FOR FURTHER INFORMATION.

KEY NOTES

- 1. REFER TO STRUCTURAL FOR HOUSEKEEPING PAD DETAIL. PAD TO BE LARGE ENOUGH TO ACCOMMODATE FUTURE 3RD PUMP.
- 2. NEW PUMPS ON 4" HIGH HOUSEKEEPING PAD.
- 3. CONNECT TO EXISTING CAPPED CONNECTION.
- 4. REFER TO STRUCTURAL DRAWING FOR SUPPORT DETAIL OF NEW OPENING.
- 5. EXISTING GAS DETECTION SYSTEM INTERFACE.
- 6. REPROGRAM EXISTING BOILERS TO SUIT REVISED SYSTEM LOAD.



5			
4			
3			
2			
1			
0	ISSUED FOR CONSTRUCTION	JH	21/08/17
NO.	Description	BY	DD/MM/YY



770 Bradford Street
Winnipeg, Canada
T 204 775 0291
SMSeng.com



Project Title
**CITY OF WINNIPEG FORT ROUGE
TRANSIT BASE - STORAGE TRACK
1-12 VENTILATION UPGRADE**
WINNIPEG MANITOBA

Drawing Title
**HYDRONICS ENLARGED PLAN,
SCHEMATIC AND PHOTO'S**

Drawn By	GB	Checked By	XZ	Approved By	JH
Scale	AS SHOWN	Date	AUGUST 2017	Project No.	16-149-02
Revision Number	0	Drawing Number	M5.2	Sheet Order	9 OF 9