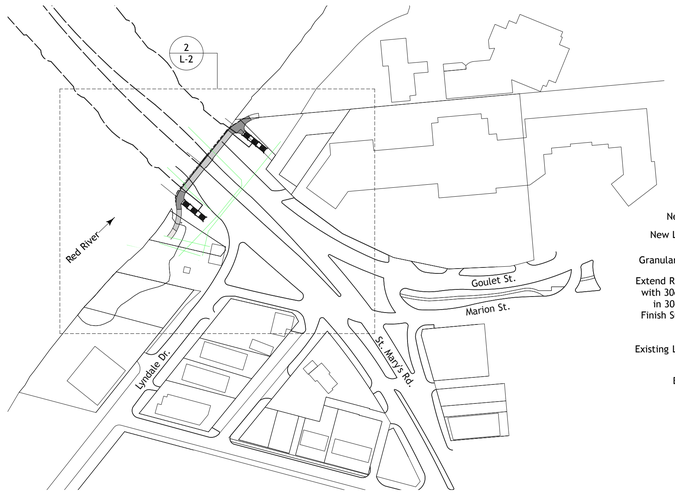

1 L-2 Underpass Site Context
Scale: 1:2000

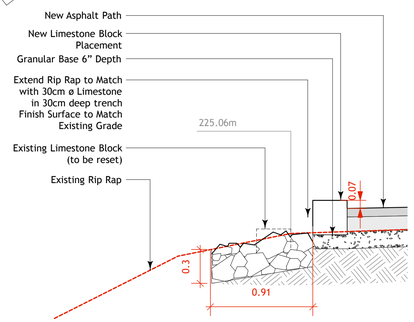

8 L-2 Limestone Block Section Detail
Scale: 1:25

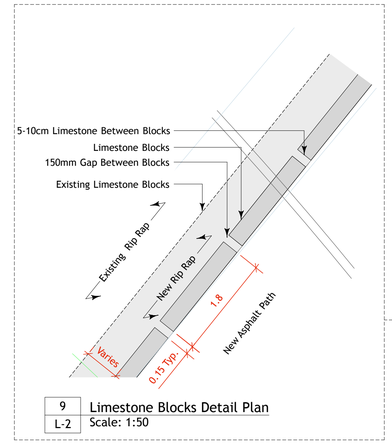

9 L-2 Limestone Blocks Detail Plan
Scale: 1:50

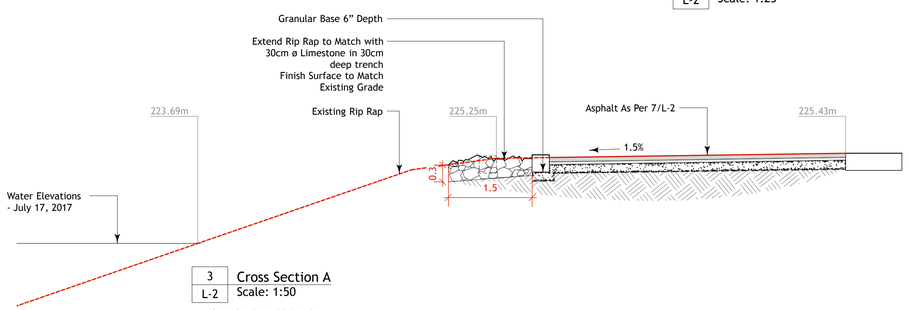

3 L-2 Cross Section A
Scale: 1:50

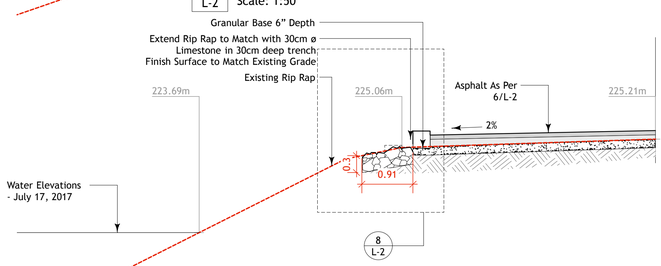

4 L-2 Cross Section B
Scale: 1:50

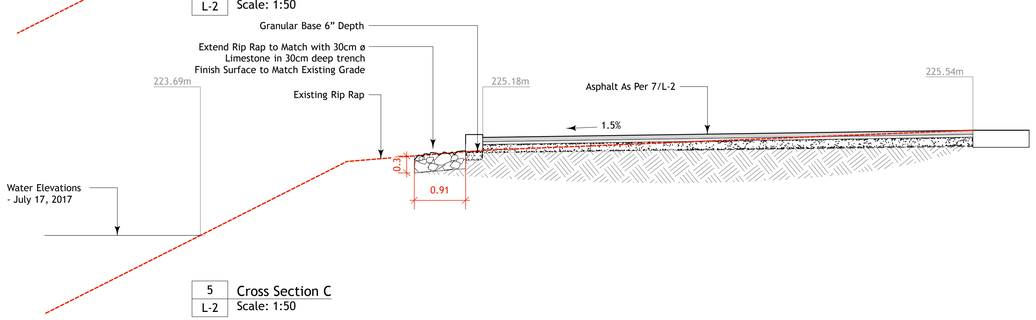

5 L-2 Cross Section C
Scale: 1:50

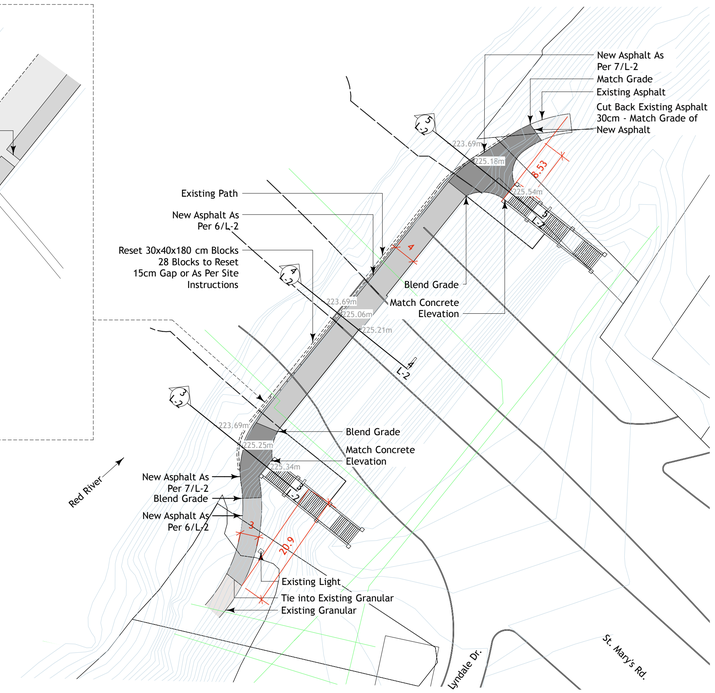

2 L-2 Underpass Landscape Scope Plan
Scale: 1:500

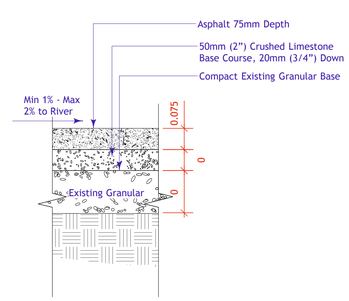

6 L-2 Asphalt Pathway on Partial Existing Base
Scale: 1:10

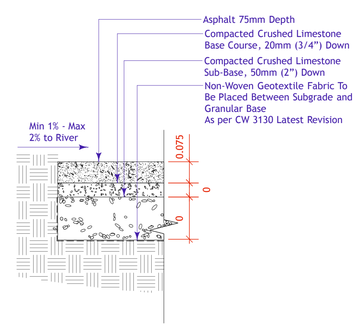

7 L-2 Asphalt Pathway on New Base
Scale: 1:10

Dean Spearman
Landscape Architect

General Notes

1. All existing trees, sidewalks, curbs, catch basins, culverts, survey markers, to remain are to be protected during construction. Any damage to them is to be made good by the Contractor. Maintain positive drainage into all catch basins and curb inlets.
2. All work is to be warrented for a period of not less than 1 year.
3. Contractor is to limit operations to the area within the area of work shown on the drawing. Should areas outside of this limit be damaged during the course of construction, Contractor is to make good the damage at his own expense
4. Contractor is to obtain location of all utilities prior to construction. If using power equipment to excavate contractor must notify Hydro and Gas and telephone utilities and take steps to avoid damaging their installations.
5. All dimensions are in meters unless otherwise noted
6. Contractor to confirm all dimensions and report any discrepancies to Contract Administrator prior to construction.
7. Layout is to be approved by Contract Administrator prior to any construction or demolition/removals.

1. This drawing shall not be used for construction unless signed and sealed by Landscape Architect.
2. Variations and modifications to the work shown will not be allowed without prior written consent of Landscape Architect.
3. Drawing and Specifications, as instruments of service, are the property of the Landscape Architect. The copyright is reserved in the name of the Landscape Architect. No reproduction may be made without the prior written consent of the Landscape Architect
4. Contractors/bidders are hereby granted a limited licence to reproduce these drawings for the purposes of bidding. Such reproductions are not to be used for construction.

No.	Date	Issue Notes
B	17-8-9	For Bid Opp
A	17-7-19	For City Review

Consultant

Project Title
Norwood Bridge / St. Boniface Hospital
Pathway Improvement
& NorthEast Greenway Connection

Drawing Title
Norwood Bridge Underpass

Drawing No.
L-2
of
2