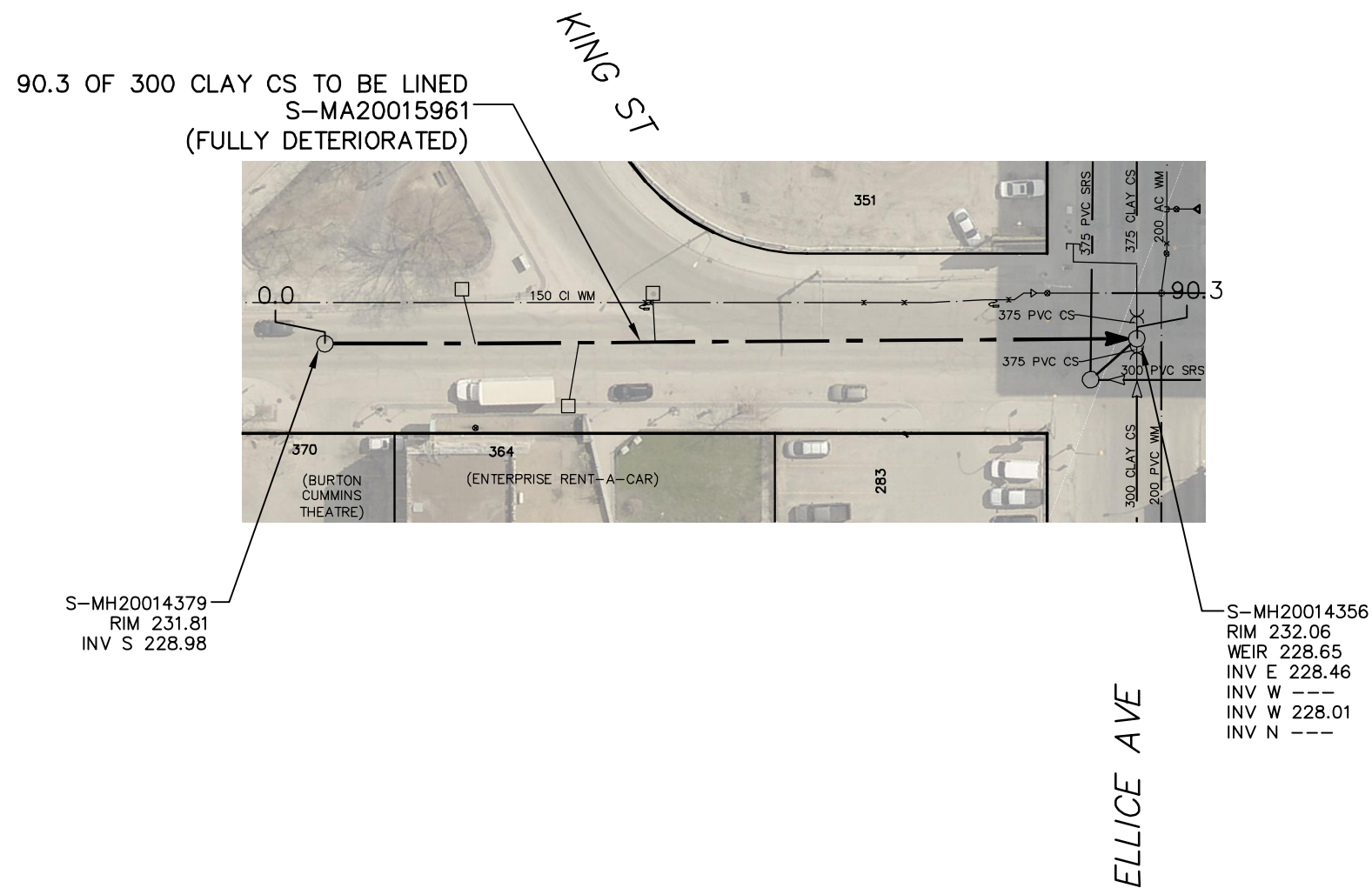
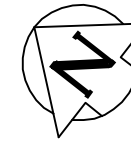


SMITH STREET



SEWER JUNCTION INFORMATION FROM SEWER VIDEO INSPECTION		
SEWER ID S-MA20015961		
DISTANCE FROM MH ID S-MH20014379		
DISTANCE	DIAMETER	CLOCK
4.1	150	3
18.9	300	3
28.4	150	3
37.1	150	10
60.2	150	9
63.6	150	2
81.3	150	2

FOR INDEX SEE
11466

WARNING

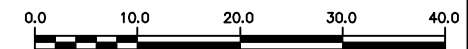
IF POWER EQUIPMENT OR EXPLOSIVES ARE TO BE USED FOR EXCAVATION ON THIS PROJECT THE CONTRACTOR MUST:

- 1) NOTIFY THE GAS COMPANY OF THE PROPOSED LOCATION OF EXCAVATION.
- 2) TAKE PRECAUTION TO AVOID DAMAGE TO GAS COMPANY INSTALLATIONS.

SEE PROVINCIAL REGULATION 210/72 FOR DETAILS

METRIC

WHOLE NUMBERS INDICATE MILLIMETRES
DECIMALIZED NUMBERS INDICATE METRES



LOCATION APPROVED UNDERGROUND STRUCTURES

SUPV. U/G STRUCTURES COMMITTEE DATE

NOTE:

LOCATION OF UNDERGROUND STRUCTURES AS SHOWN ARE BASED ON THE BEST INFORMATION AVAILABLE BUT NO GUARANTEE IS GIVEN THAT ALL EXISTING UTILITIES ARE SHOWN OR THAT THE GIVEN LOCATIONS ARE EXACT. CONFIRMATION OF EXISTENCE AND EXACT LOCATION OF ALL SERVICES MUST BE OBTAINED FROM THE INDIVIDUAL UTILITIES BEFORE PROCEEDING WITH CONSTRUCTION.

B.M. ELEV.			
NO.	REVISIONS	DATE	BY

DESIGNED BY	SC	CHECKED BY	SC	
DRAWN BY	RJ	APPROVED BY	KZ	
SCALE:	1:750	RELEASED FOR CONSTRUCTION	K. ZURIK	
HORIZONTAL		DATE		2017 02 15
VERTICAL	DATE	2017 02 16	DATE	2017 02 15

ENGINEER'S SEAL

ORIGINAL SIGNED BY
S.R.J. COURNOYER
17/02/10

CONSULTANT DRAWING NUMBER



THE CITY OF WINNIPEG

WATER AND WASTE DEPARTMENT
ENGINEERING DIVISION

2016 SEWER MAIN RENEWALS
BY CIPP LINING

SMITH STREET
1ST MH N OF ELLICE AVENUE TO
MH AT ELLICE AVENUE

SHEET 65 OF 80

CITY DRAWING NUMBER

11530