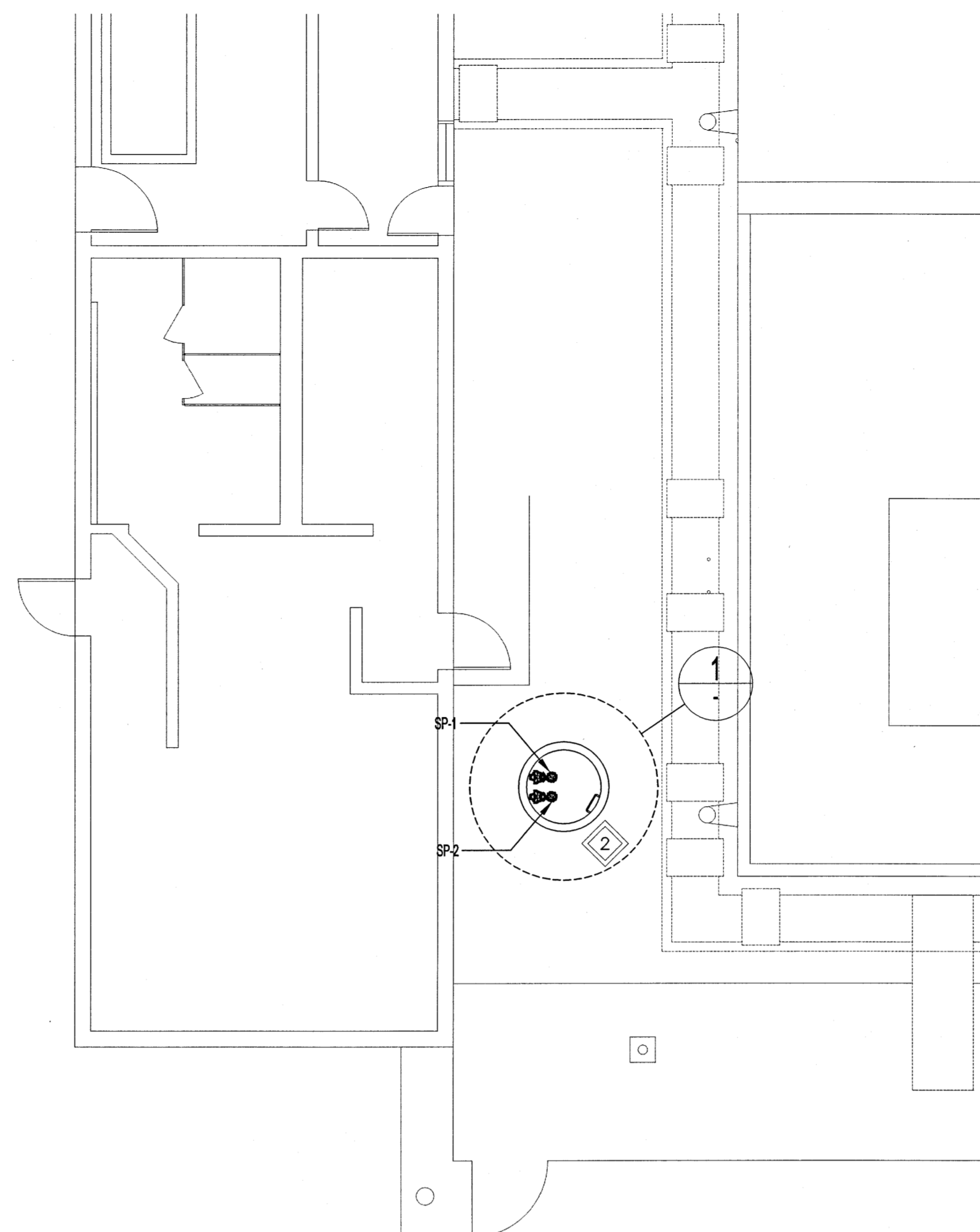
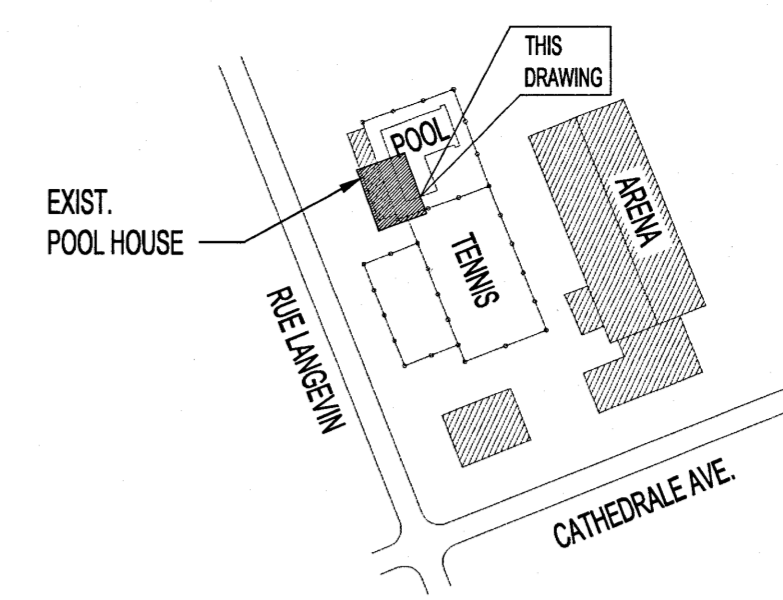


PARTIAL POOL PLAN - DEMOLITION
SCALE: 1:75mm (24"x36")



PARTIAL POOL PLAN - NEW
SCALE: 1:75mm (24"x36")



KEY PLAN
SCALE: N.T.S.

LEGEND:

- NEW EQUIPMENT / PIPING
- EXISTING EQUIPMENT / PIPING
- ⊗ BALL VALVE

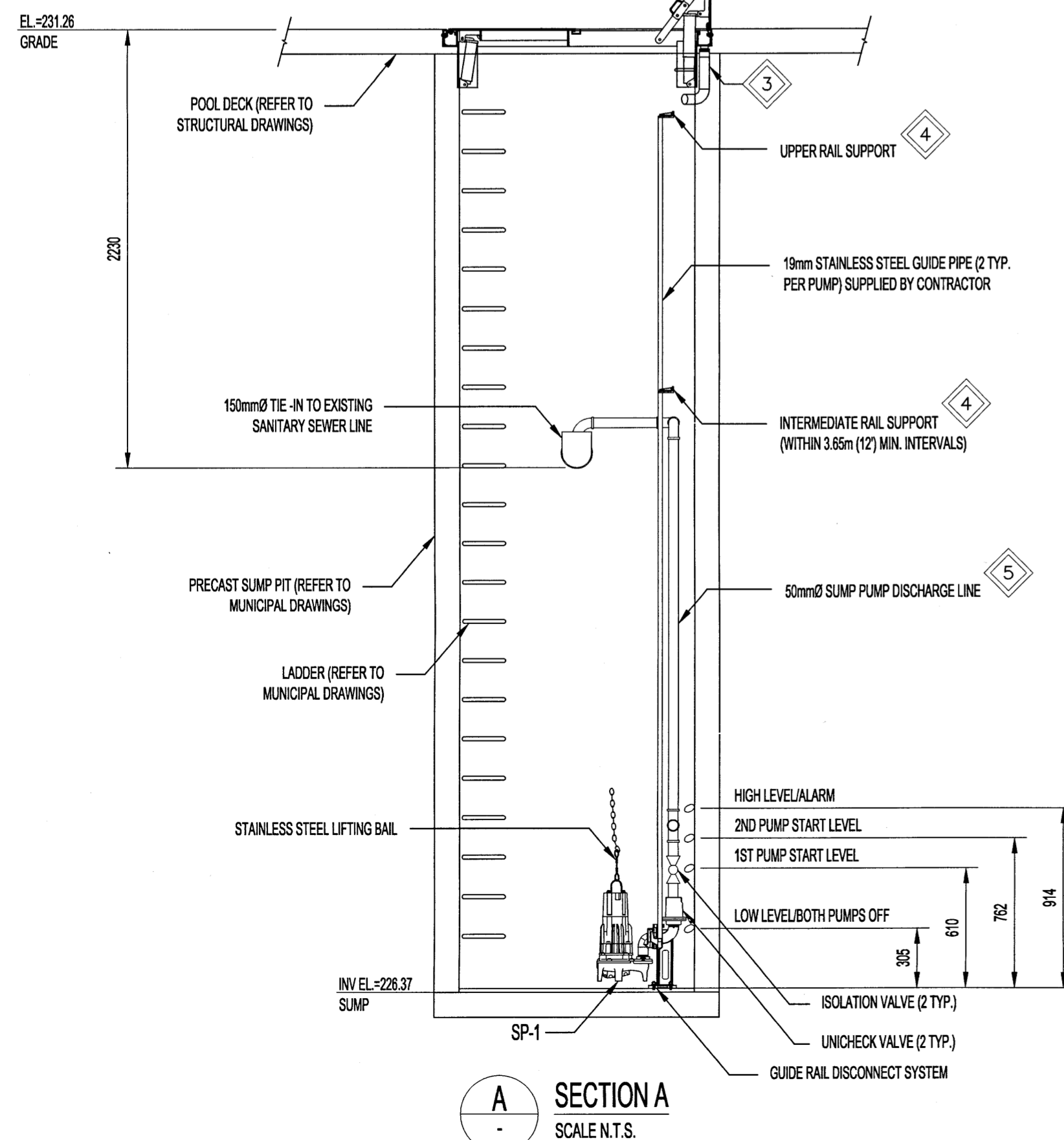
NOTES:
THESE DRAWINGS SHALL NOT BE SCALED.
THE CONTRACTOR SHALL VISIT THE SITE AND SATISFY ONESELF ALL DIMENSIONS, DATUM, AND DETAILED INFORMATION SHOWN ARE CORRECT.
THE CONTRACTOR IS TO REVIEW AND COORDINATE ALL ARCHITECTURAL, MECHANICAL, ELECTRICAL AND STRUCTURAL DRAWINGS FOR ADDITIONAL OPENINGS THROUGH FLOORS, WALLS, AND CEILINGS FOR DUCT, PIPE & ELECTRICAL RISERS AND ALL OPENINGS NOT SHOWN ON DRAWINGS.
ALL OPENINGS THROUGH FIRE ASSEMBLIES ARE TO BE FIRE STOPPED AND SEALED WITH ULG APPROVED FIRE STOPPING TO MAINTAIN THE INTEGRITY OF THE FIRE SEPARATION, AND PROVIDE A SMOKE-TIGHT BARRIER.
ALL PRODUCTS AND MATERIALS TO BE USED AND INSTALLED SHALL CONFORM WITH MANUFACTURERS SPECIFICATIONS & APPLICABLE CODES.
THE CONTRACTOR SHALL BE RESPONSIBLE TO PATCH AND MAKE GOOD ALL EXISTING CONSTRUCTION AFFECTED BY THE REMOVAL OF ALL ITEMS FORMING THE PART OF THE RENOVATION WORK.
WHERE NEW FLOORING AND BASE IS TO BE INSTALLED IN EXISTING AREAS (REFER TO FLOOR PLAN AND ROOM SCHEDULE) THE EXISTING FLOORING SURFACE AND BASE MUST BE REMOVED, UNLESS OTHERWISE NOTED. ALL FLOOR SURFACES SHALL BE PREPARED IN ACCORDANCE TO MANUFACTURERS RECOMMENDATIONS FOR INSTALLATION OF NEW FLOOR.
WHERE PAINTING OF EXISTING WALLS IS INDICATED ON THE ROOM SCHEDULE, THESE WALLS MUST BE CLEANED OF ANY EXISTING WALL COVERING, PATCHED & PREPARED TO ACCEPT NEW MATERIAL, UNLESS OTHERWISE NOTED.

GENERAL NOTES:

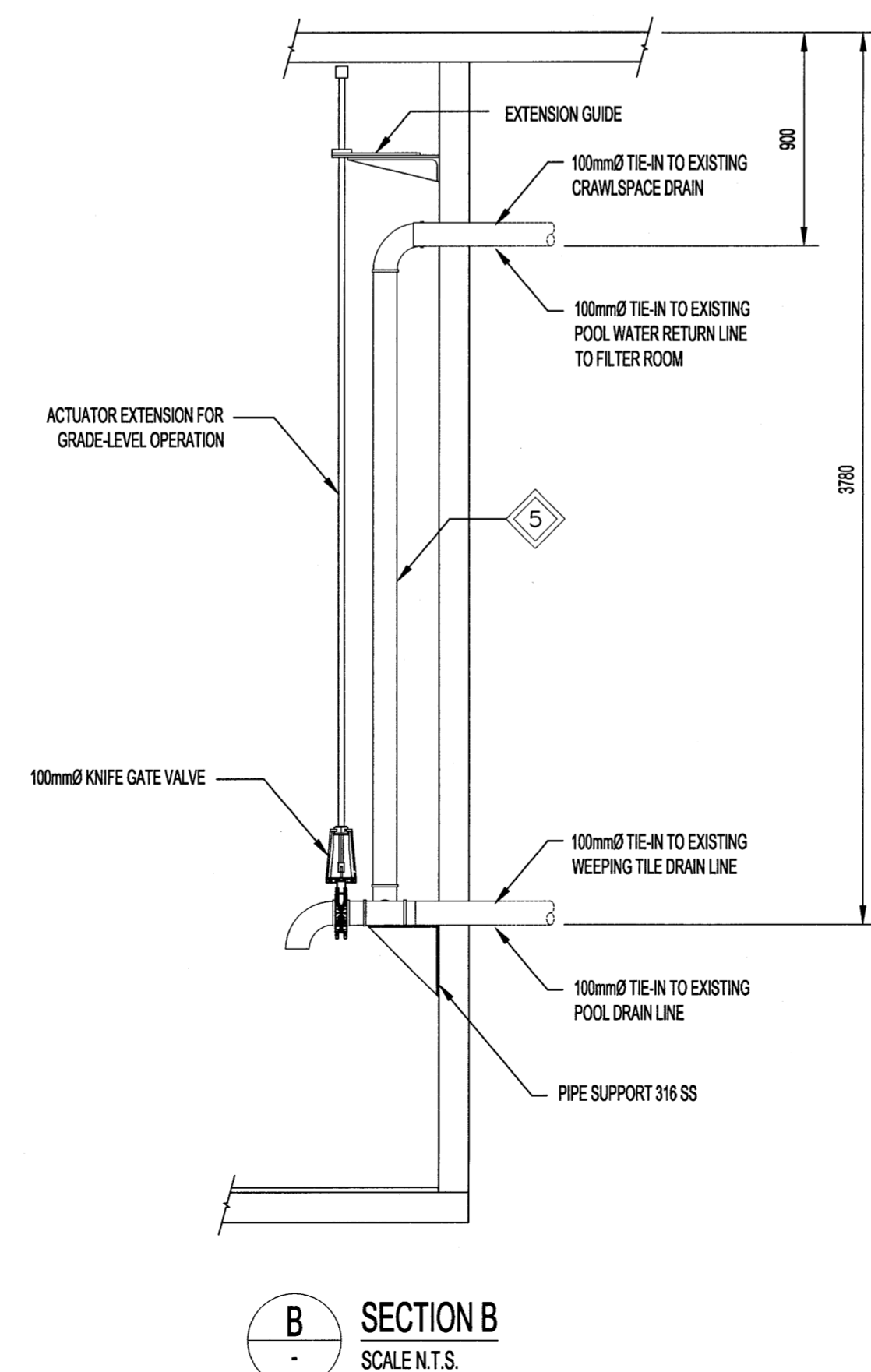
1. CONFORM TO CANADIAN PLUMBING CODE AND ALL LOCAL CODES AND AUTHORITY HAVING JURISDICTION.
2. EQUIPMENT LOCATIONS AND PIPE ROUTING INDICATED ON THE DRAWINGS IS APPROXIMATE ONLY. CONFIRM IN THE FIELD. REROUTE PIPING AS REQUIRED TO ELIMINATE FIELD INTERFERENCES, WITH BUILDING STRUCTURES, ELECTRICAL, ETC. CONFIRM CHANGES WITH CONTRACT ADMINISTRATOR. CO-ORDINATE WORK WITH ALL SUBTRADES WHERE DIMENSIONS ARE INDICATED FOR PIPING EQUIPMENT SIZES, ETC. THESE ARE FOR BIDDING PURPOSES ONLY. THE CONTRACTOR IS RESPONSIBLE TO VERIFY ALL DIMENSIONS IN THE FIELD PRIOR TO ORDERING EQUIPMENT AND COMMENCING INSTALLATION WITHOUT EXTRA CHARGES TO THE PROJECT. THE CONTRACTOR IS RESPONSIBLE TO ENSURE ALL EQUIPMENT, DUCTWORK AND PIPING FITS IN THE SPACE AVAILABLE AND TO MAINTAIN THE GENERAL DESIGN INTENT FOR THE SYSTEMS.
3. SEAL ALL PENETRATIONS THROUGH SUMP PIT WALL WATER TIGHT.
4. THIS IS A SEASONAL POOL. NEW SYSTEMS SHALL BE CAPABLE OF DRAINING AND/OR BEING REMOVED FOR WINTER. PROVIDE REMOVABLE INLET FITTINGS CW PLUGS FOR BLOWING OF LINES.

KEYNOTES:

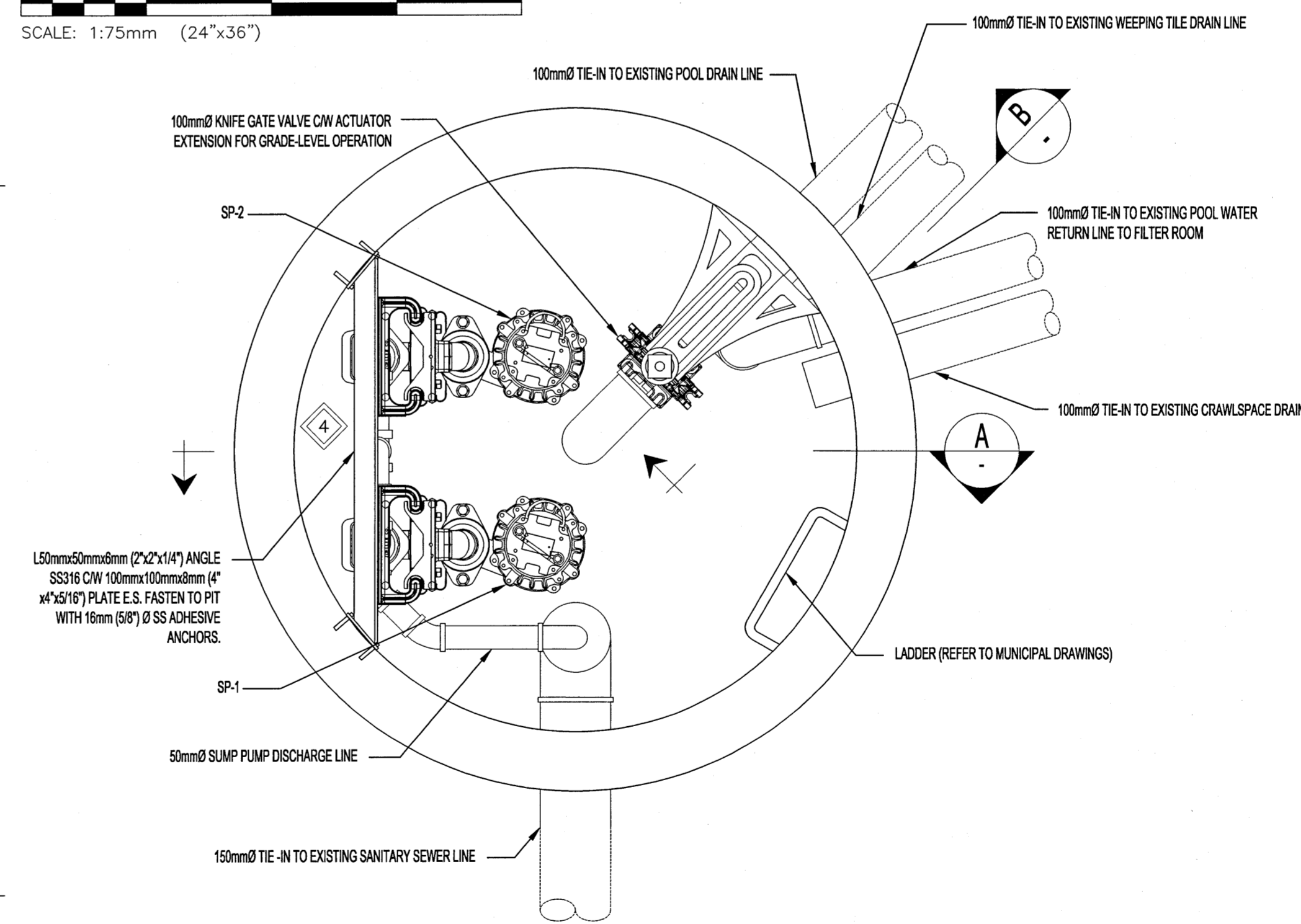
1. EXISTING SUMP PIT TO BE DEMOLISHED INCLUDING ALL EXISTING FITTINGS, PUMPS, PIPING, AND ELECTRICAL. COORDINATE WITH MUNICIPAL AND STRUCTURAL DRAWINGS.
2. INSTALL NEW SUMP PUMPS INCLUDING NEW PIPING, TIE-INS, GUIDE RAIL ASSEMBLY AND CONTROLS SYSTEM.
3. ROUTE ACCESS HATCH DRAIN LINE THROUGH WALL INTO NEW SUMP PIT.
4. FASTEN PUMP GUIDE RAIL, INTERMEDIATE AND UPPER SUPPORTS TO PIT WALL USING 50mm X 50mm (2"x2") 316 STAINLESS STEEL ANGLE STOCK (2 TYP.).
5. PROVIDE 316 STAINLESS STEEL PIPE SUPPORT.



SECTION A
SCALE: N.T.S.



SECTION B
SCALE: N.T.S.



1 NEW SUMP PIT ENLARGED VIEW
SCALE: 1:10mm (24"x36")

SCALE VERIFIED BY: *[Signature]*



0	ISSUED FOR CONSTRUCTION	17.07.26
No.	REVISION/DESCRIPTION	BY DATE

SEAL

DRAWN: LJM, CHECKED: PS, DESIGNED: LJM, APPROVED: PS
DATE: 2017.06.15

THE CITY OF WINNIPEG
PLANNING, PROPERTY AND
DEVELOPMENT DEPARTMENT
MUNICIPAL ACCOMMODATIONS DIVISION
3-65 GARRY STREET, R3C 4K4

PROJECT
**PROVENCHER POOL
SUMP PIT REPLACEMENT**

590 RUE LANGEVIN
SHEET TITLE
**PARTIAL SITE PLANS AND SECTION
DEMOLITION AND NEW**

SCALE AS SHOWN	PROJECT No: 17-0107-007	SHEET No: M01
-------------------	----------------------------	-------------------------