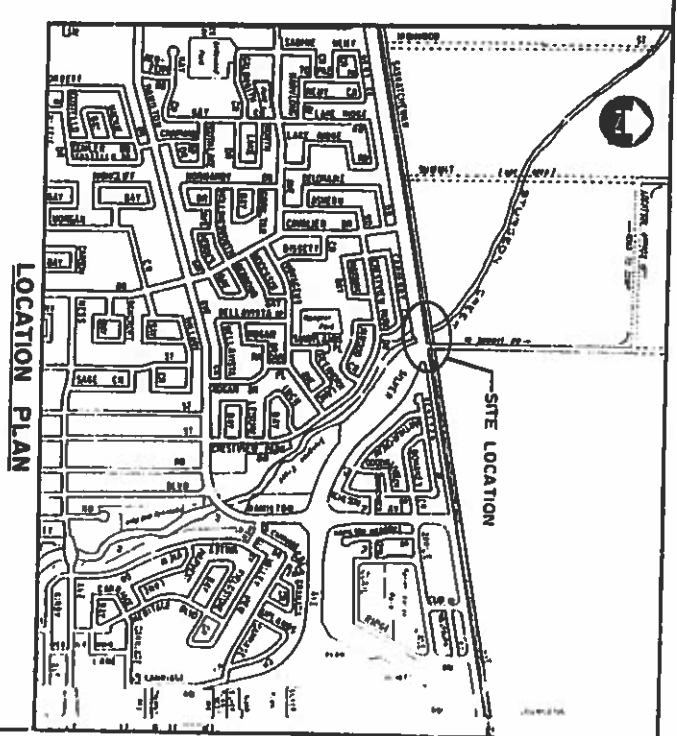
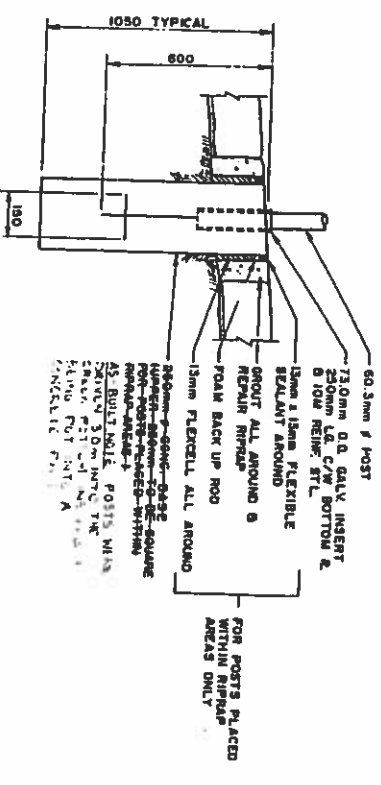


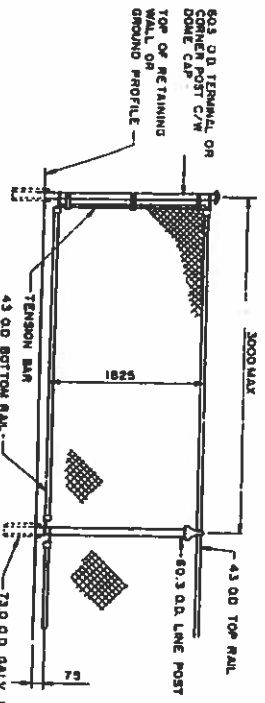
PLAN - SOUTH END OF BOX CULVERT
SCALE: 1:75



LOCATION PLAN



TYPICAL POST INSTALLATION DETAIL



CHAINLINK FENCE INSTALLATION DETAIL

- NOTES:**
1. DAMAGED SECTION OF EXISTING CHAINLINK FENCE INCLUDING ITS COMPONENTS ARE TO BE REPLACED OR RESTORED TO ITS ORIGINAL POSITION CONDITION (NOT OR GALLY WHERE REQ'D)
 2. RECONNECT FENCE FABRIC TO POSTS AND RAILS AS BUILT NOTE
 3. THE SOUTHERN SECTION OF FENCE ON THE EAST SIDE OF STURGEON CREEK WAS PRE-FABRICATED DUE TO HIGH WATER LEVELS

RECORD DRAWING
DATE: 09/20/02
DRAWN BY: [Signature]

DATE: NOV 1998	SCALE: AS SHOWN	DATE: NOV 1998	SCALE: AS SHOWN
DILLON CONSULTING 2100 W. BROADWAY WINNIPEG, R3M 1G8 TEL: 948-8888 FAX: 948-8889		THE CITY OF WINNIPEG STREETS AND TRANSPORTATION DEPARTMENT BRIDGE ENGINEERING DIVISION 1996 BRIDGE MAINTENANCE CHAINLINK FENCING SASKATCHEWAN AVE AT STURGEON CREEK PLANS AND DETAILS B-6004-1	