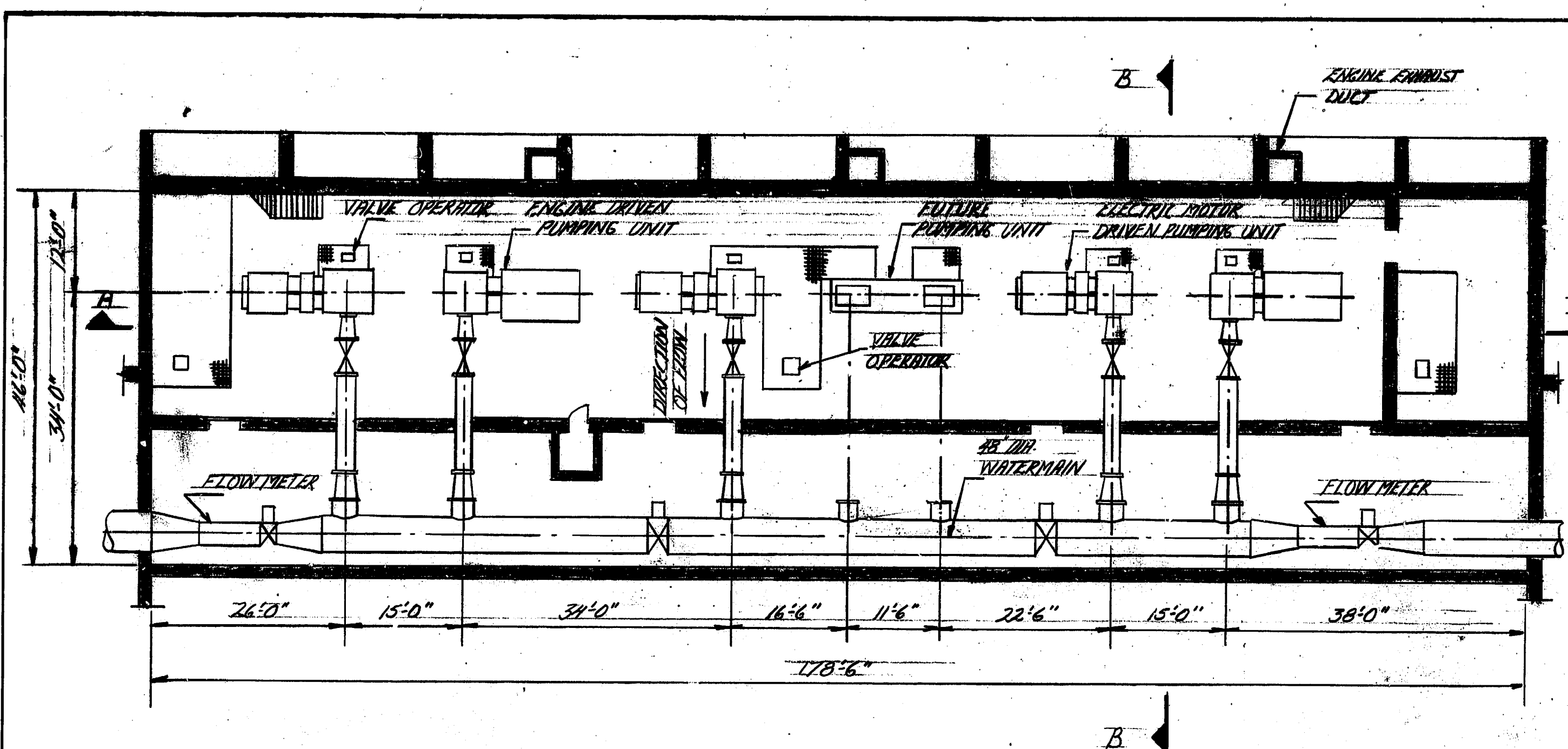
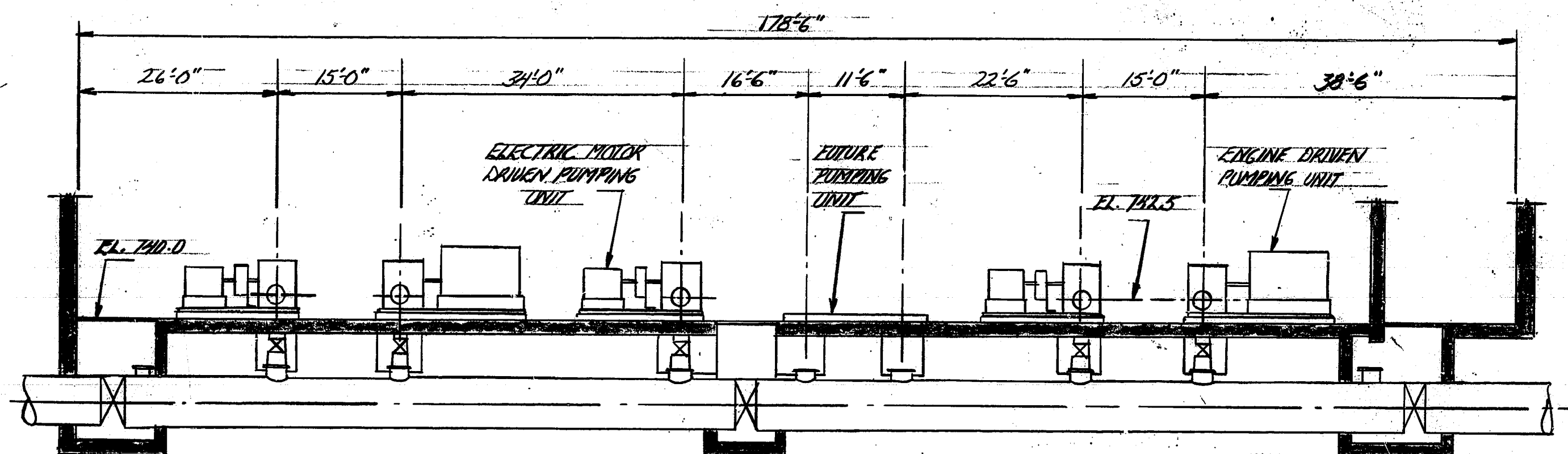


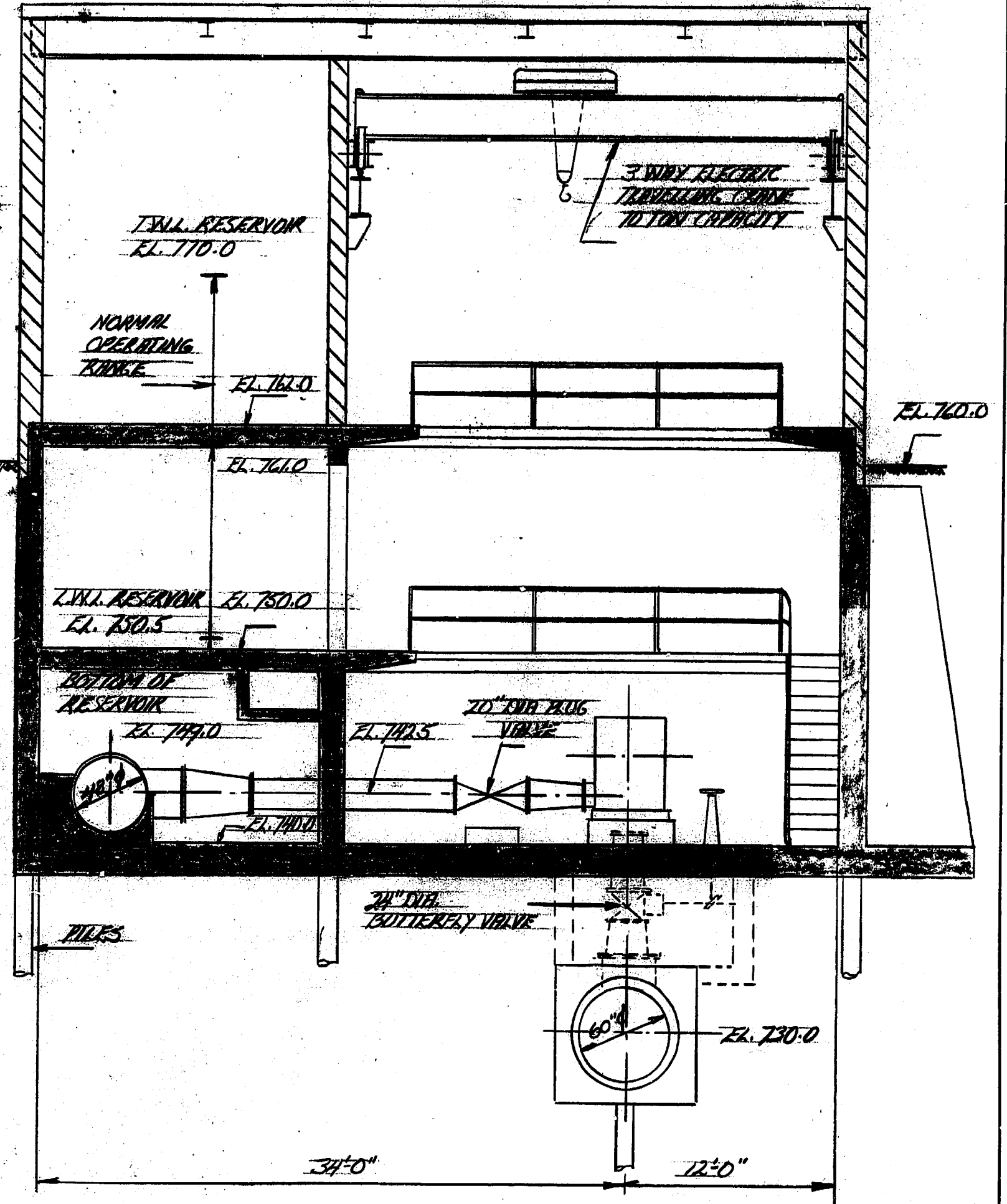
REF. OF DRAWING NO. ME-1  
 DETAILS GEN. ARR'G'T. OF PUMPING UNITS



PLAN ABOVE ELEV. 740.0  
 $\frac{1}{16}'' = 1'-0''$



SECTION A-A  
 $\frac{1}{16}'' = 1'-0''$



SECTION B-B  
 $\frac{1}{8}'' = 1'-0''$

THE METROPOLITAN CORPORATION OF GREATER WINNIPEG WATERWORKS AND WASTE DISPOSAL DIVISION	
<b>METRO EAST PUMPING STATION AND RESERVOIR</b>	
<b>GENERAL ARRANGEMENT OF PUMPING UNITS</b>	
<p style="text-align: center;"><i>J. MacLaren</i></p> <p style="text-align: center;"> <small>JAMES F. MACLAREN ASSOCIATES ENGINEERS TORONTO</small> </p> <p style="text-align: center;"><i>J. Bennett</i></p> <p style="text-align: center;"> <small>TEMPLETON ENGINEERING COMPANY PROFESSIONAL ENGINEERS WINNIPEG</small> </p>	<p style="text-align: center;">APPROVED</p> <p style="text-align: center;"><i>William R. ...</i></p> <p style="text-align: center;"> <small>DESIGN ENGINEER</small> </p> <p style="text-align: center;"><i>R. ...</i></p> <p style="text-align: center;"> <small>ENGINEER OF WATERWORKS</small> </p> <p style="text-align: center;"><i>N. ...</i></p> <p style="text-align: center;"> <small>DIRECTOR &amp; CHIEF ENGINEER</small> </p>
DATE MAR., 2, 1962	SCALE AS SHOWN
DWG. No. 1 OF 1	<b>ME-1</b>