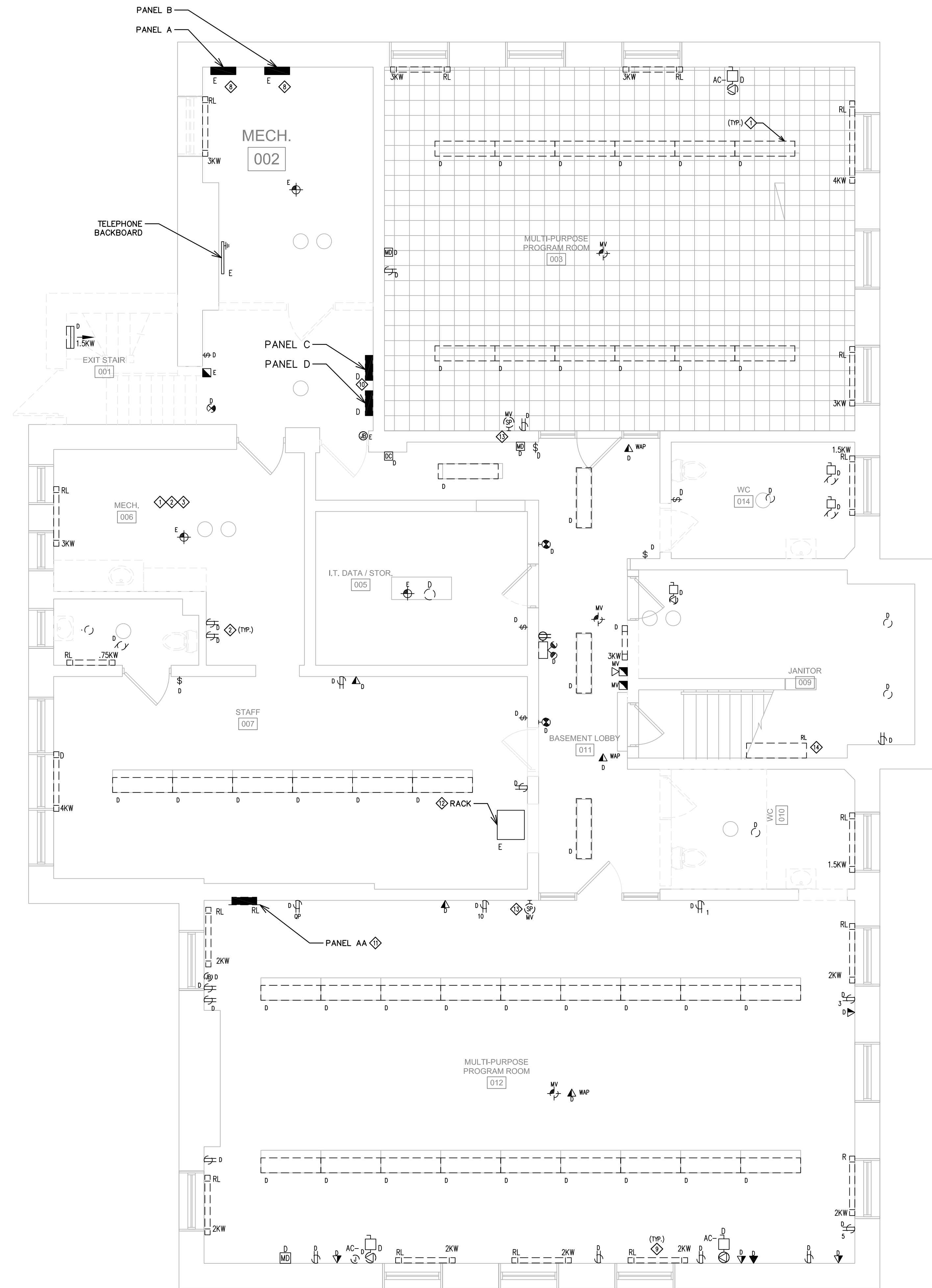


Owner



City of Winnipeg  
185 King Street  
WINNIPEG, MANITOBA, R3B 1J1  
(204) 794-4418 (204) 986-4354

Rev. No.	Date	Revision Notes
1.	2017.11.28	Issued for Construction



**NOTES:**

- DISCONNECT AND REMOVE THE EXISTING LUMINAIRE AND ALL WIRING AND CONDUIT.
- DISCONNECT AND REMOVE ALL RECEPTACLES AND JUNCTION BOXES THAT WERE PART OF THE ORIGINAL BUILDING CONSTRUCTION AND PROVIDE BLANK COVER PLATE. COORDINATE WITH ARCHITECTURAL TO PATCH AND MAKE GOOD.
- DISCONNECT AND REMOVE NEWER ELECTRICAL DEVICES AND ALL WIRING AND CONDUIT.
- EXISTING ELECTRICAL DEVICE SHALL REMAIN AND BE MAINTAINED.
- DISCONNECT AND RELOCATE DEVICES AS SHOWN IN NEW WORK.
- EXISTING TELEPHONE BACKBOARD SHALL REMAIN AND BE MAINTAINED.
- DISCONNECT EXISTING MECHANICAL EQUIPMENT AND REMOVE ALL WIRING AND CONDUIT.
- EXISTING MAIN DISTRIBUTION AND PANELBOARDS SHALL REMAIN AND BE MAINTAINED.
- DISCONNECT AND REMOVE EXISTING ELECTRIC HEATERS AND ALL ASSOCIATED WIRING AND CONDUITS. REUSE EXISTING BREAKERS TO FEED NEW HEATER IN SAME LOCATION.
- DISCONNECT AND REMOVE EXISTING PANELS C & D AND REPLACE WITH NEW IN MECHANICAL ROOM. SEE NEW WORK.
- RELOCATE EXISTING PANEL AA TO MECHANICAL ROOM.
- EXISTING DATA RACK SHALL REMAIN AND BE MAINTAINED.
- DISCONNECT AND RELOCATE EXISTING SPEAKER.
- REPLACE EXISTING LUMINAIRE WITH NEW TYPE 10 LUMINAIRE.



This drawing must not be scaled. The contractors shall verify all dimensions and other data on site prior to commencement of work. Discrepancies, errors, and omissions are to be reported to Public City Architecture Inc. prior to proceeding with the Work.

Drawings and specifications as instruments of service are the property of Public City Architecture Inc.; the copyright in the same being reserved.

No reproduction or revision to these drawings may be made without the permission of Public City Architecture Inc., and when made, must bear their name. All prints to be returned to Public City Architecture Inc. upon request.

Project

Cornish Library Renovation

Drawing

BASEMENT - ELECTRICAL DEMOLITION LAYOUT

Drawn By	Reviewed By
TL	ATS
Scale	Drawing No.
As noted	ED2.0

Date	Project No.
2017.11.28	1503a

**1 BASEMENT - ELECTRICAL DEMOLITION**  
ED2.0 SCALE: 1:50