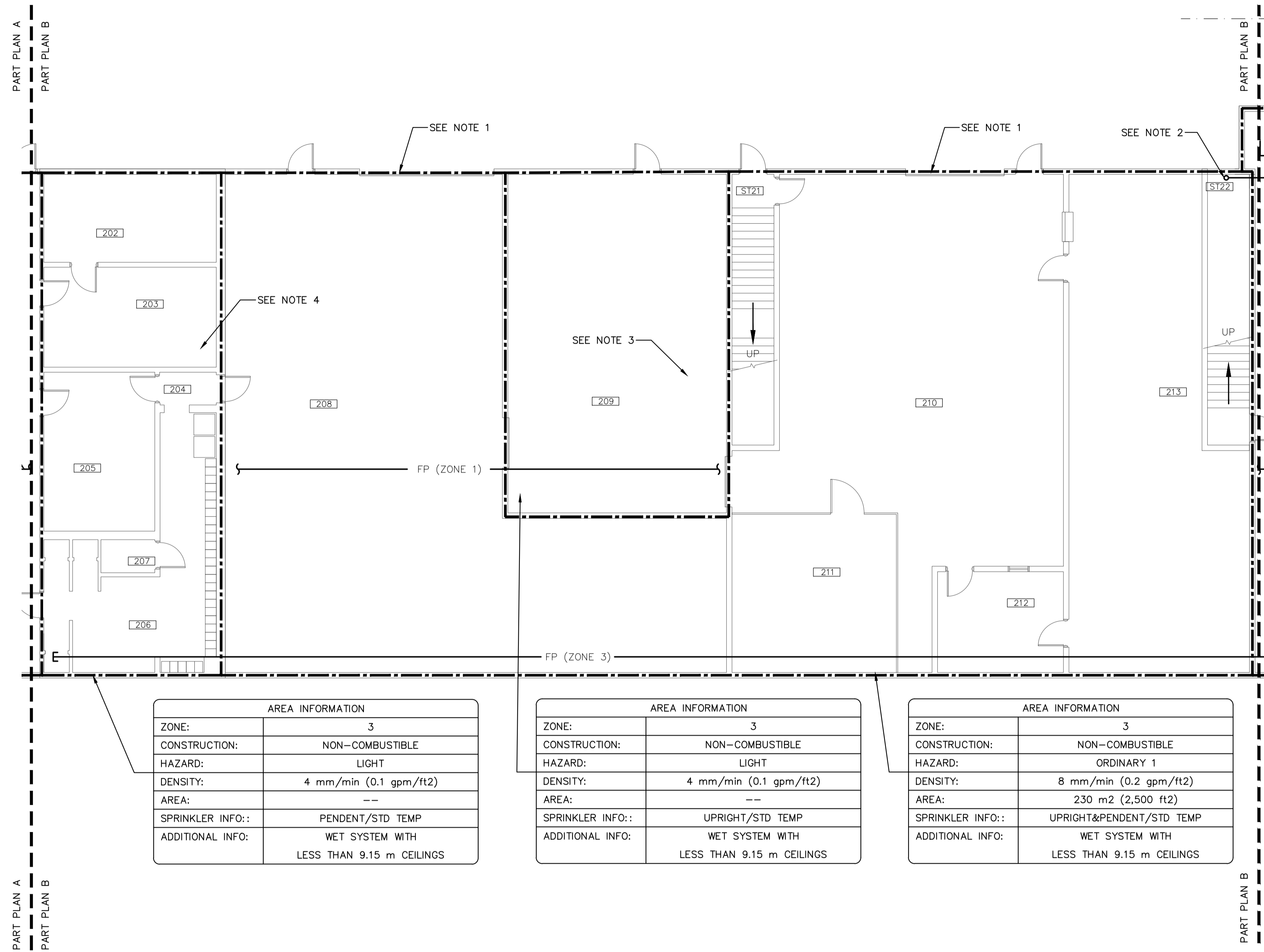


DRAWING NOTES:

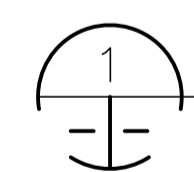
1. PROVIDE SPRINKLER COVERAGE UNDER OVERHEAD DOORS, PROVIDE DRIP DRUMS AT LOW POINTS.
2. SEE CONTINUATION ON DRAWING ^^^ FOR SECOND FLOOR TRAINING ROOMS
3. PROVIDE ADDITIONAL SPRINKLERS FOR CONFINED SPACE TEST VAULT.
4. PROVIDE NEW CEILING IN SPACES AFFECTED BY REMOVAL OF CEILING SYSTEMS WITH ACM. CEILINGS ARE TO MATCH THE INSTALLATION REQUIREMENTS OF THE EXISTING LIGHTS, HVAC COMPONENTS AND OTHER CEILING INTEGRATED SYSTEMS.



AREA INFORMATION	
ZONE:	3
CONSTRUCTION:	NON-COMBUSTIBLE
HAZARD:	LIGHT
DENSITY:	4 mm/min (0.1 gpm/ft2)
AREA:	--
SPRINKLER INFO::	PENDENT/STD TEMP
ADDITIONAL INFO:	WET SYSTEM WITH LESS THAN 9.15 m CEILINGS

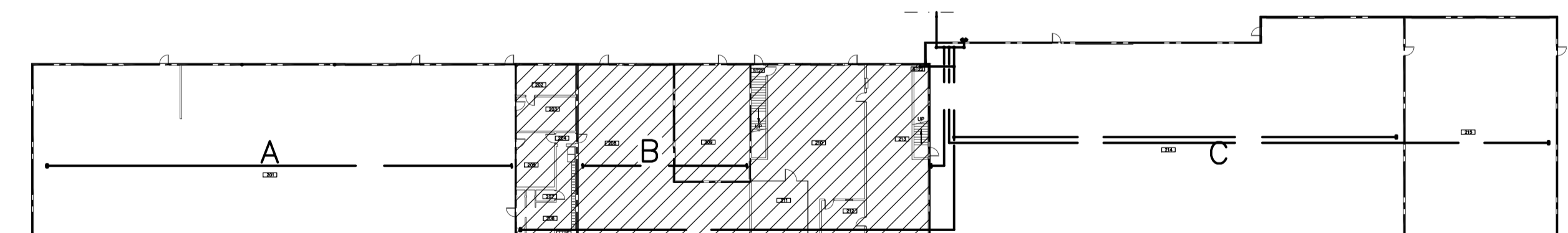
AREA INFORMATION	
ZONE:	3
CONSTRUCTION:	NON-COMBUSTIBLE
HAZARD:	LIGHT
DENSITY:	4 mm/min (0.1 gpm/ft2)
AREA:	--
SPRINKLER INFO::	UPRIGHT/STD TEMP
ADDITIONAL INFO:	WET SYSTEM WITH LESS THAN 9.15 m CEILINGS

AREA INFORMATION	
ZONE:	3
CONSTRUCTION:	NON-COMBUSTIBLE
HAZARD:	ORDINARY 1
DENSITY:	8 mm/min (0.2 gpm/ft2)
AREA:	230 m2 (2,500 ft2)
SPRINKLER INFO::	UPRIGHT&PENDENT/STD TEMP
ADDITIONAL INFO:	WET SYSTEM WITH LESS THAN 9.15 m CEILINGS

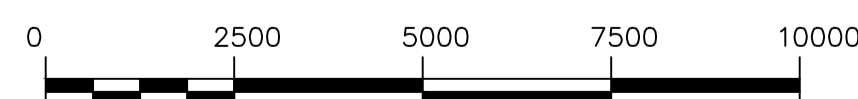


**FIRE PROTECTION PART PLAN B
SUPPORT SERVICES**

1 : 100



552 SOUTH KEY PLAN



METRIC
WHOLE NUMBERS INDICATE MILLIMETRES
DECIMALIZED NUMBERS INDICATE METRES

LOCATION APPROVED UNDERGROUND STRUCTURES SUPV. U/G STRUCTURES COMMITTEE DATE NOTE: LOCATION OF UNDERGROUND STRUCTURES AS SHOWN ARE BASED ON THE BEST INFORMATION AVAILABLE BUT NO GUARANTEE IS GIVEN THAT ALL EXISTING UTILITIES ARE SHOWN OR THAT THE GIVEN LOCATIONS ARE EXACT. CONFIRMATION OF EXISTENCE AND EXACT LOCATION OF ALL SERVICES MUST BE OBTAINED FROM THE INDIVIDUAL UTILITIES BEFORE PROCEEDING WITH CONSTRUCTION.	B.M. ELEV. CONSTRUCTION COMPLETION DATE: YYYY MM DD	DESIGNED BY: JDB CHECKED BY: JDB DRAWN BY: JDB APPROVED BY: SCALE: HORIZONTAL AS NOTED VERTICAL:	ENGINEER'S SEAL ORIGINAL SIGNED BY x.x. xxxxxxxx YY/MM/DD CONSULTANT DRAWING NUMBER	THE CITY OF WINNIPEG WATER AND WASTE DEPARTMENT ENGINEERING DIVISION 552 PLINGUET AVENUE FIRE PROTECTION UPGRADES BUILDING - 552 SOUTH PART PLAN B - SUPPORT SERVICES SPRINKLER SYSTEM	SHEET 12 OF 18 CITY DRAWING NUMBER 1-0702S-M0003-001
	NO. REVISIONS DATE BY 0 ISSUED FOR BID OP 1077-2018 2019 01 10 JDB	DATE 2019 01 11	RELEASED FOR CONSTRUCTION DATE		BID OPPORTUNITY: XXX-20XX CONTRACT NUMBER: X FILE PATH: O:\PROJECTS\Water\W-819 Plinguet Fire Protection System\04-CA\01- Bid Documents\1077-2018\Drawings\1-0702S-M0003-001.dwg