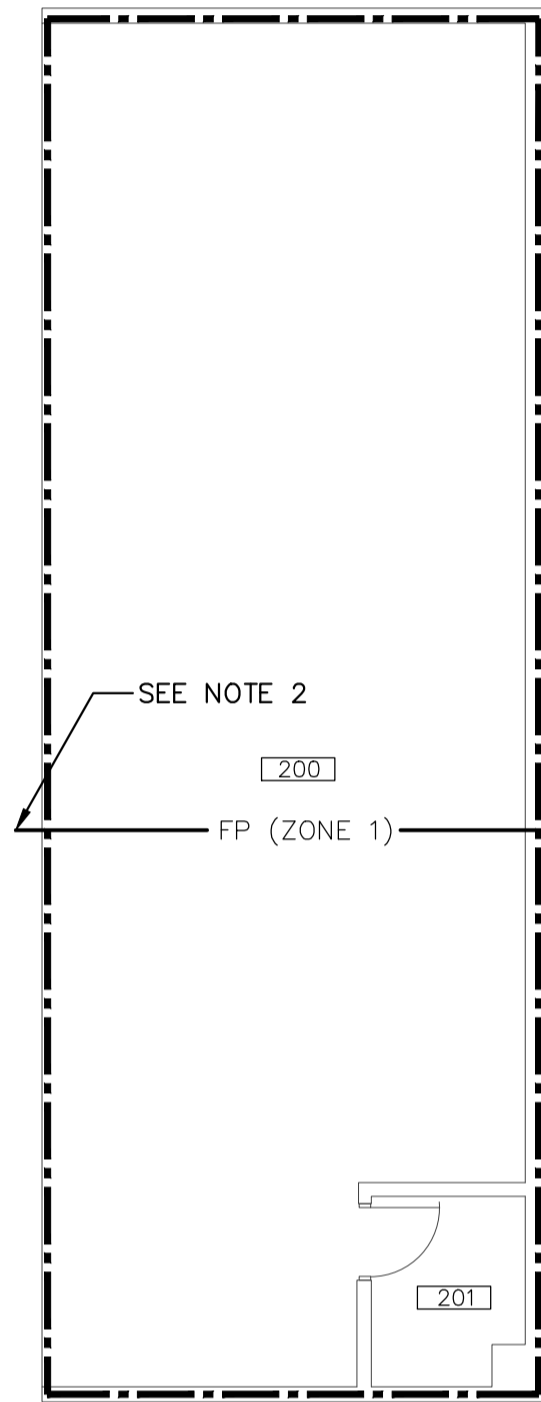


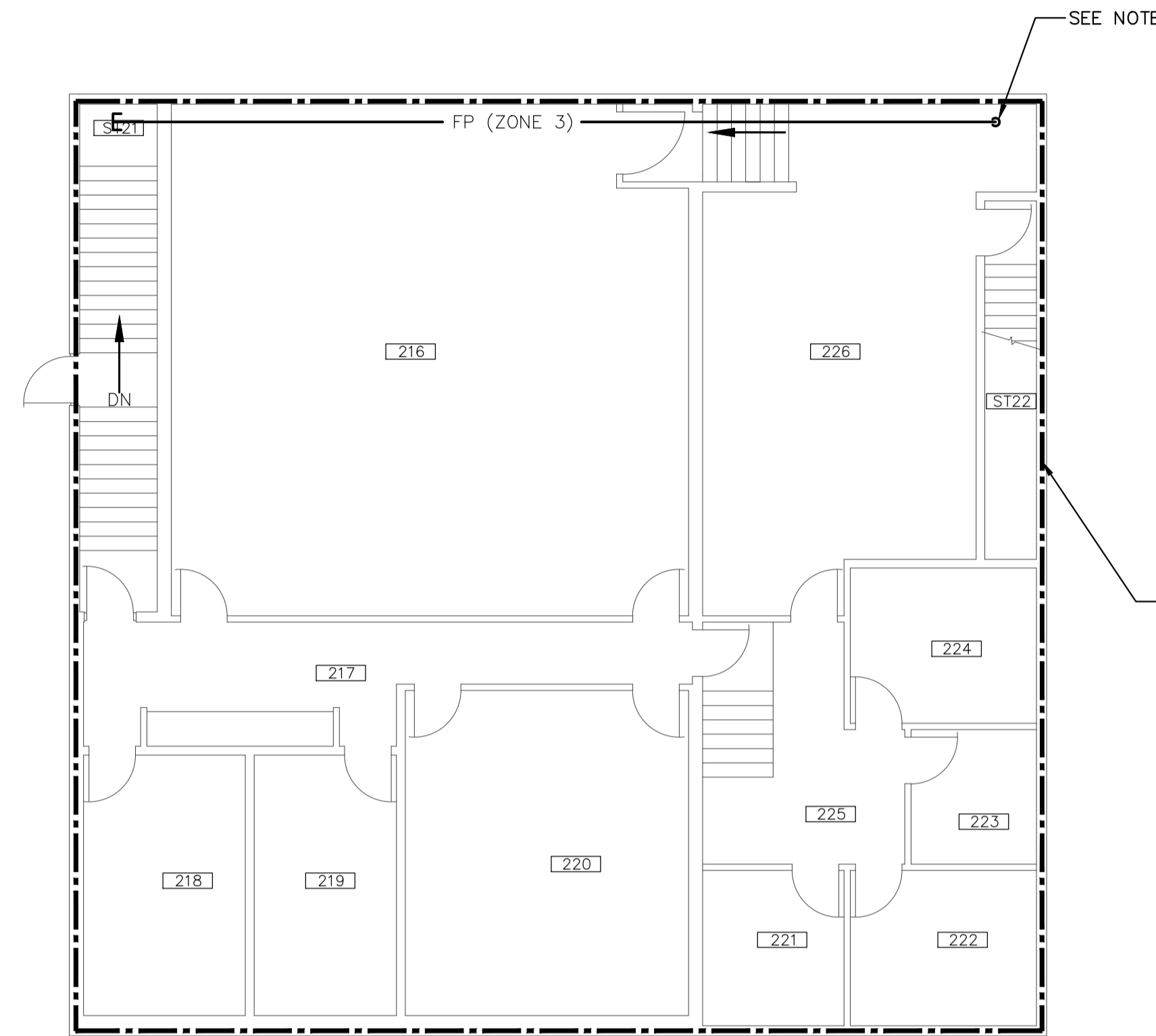
DRAWING NOTES:

1. DOWN TO MAIN FLOOR.
2. SEE CONTINUATION ON DRAWING ^^^ FOR ZONE 1 PIPING.



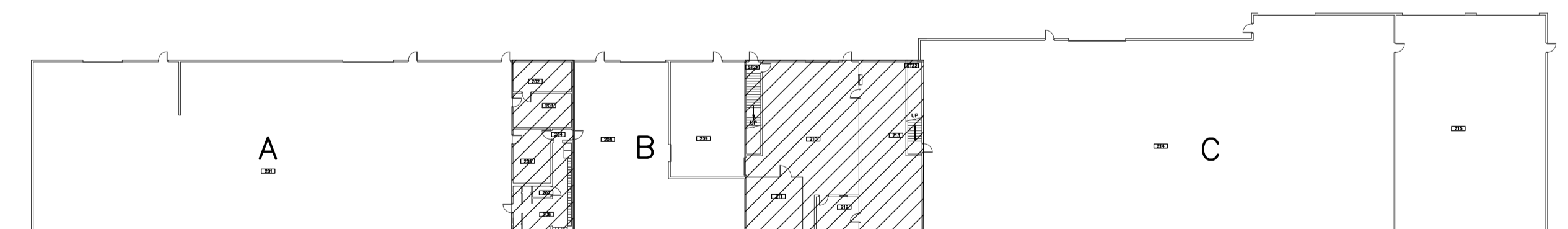
AREA INFORMATION	
ZONE:	1
CONSTRUCTION:	NON-COMBUSTIBLE
HAZARD:	ORDINARY 1
DENSITY:	8 mm/min (0.2 gpm/ft2)
AREA:	330 m2 (3,500 ft2)
SPRINKLER INFO::	UPRIGHT/STD TEMP
ADDITIONAL INFO:	DRY SYSTEM WITH LESS THAN 9.15 m CEILINGS

1
FIRE PROTECTION PLAN
WEST GARAGE MEZZANINE
1 : 100

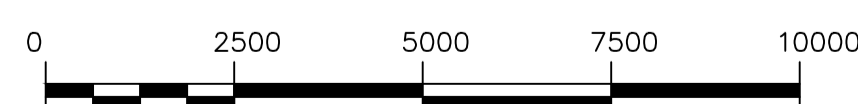


AREA INFORMATION	
ZONE:	3
CONSTRUCTION:	NON-COMBUSTIBLE
HAZARD:	LIGHT
DENSITY:	4 mm/min (0.1 gpm/ft2)
AREA:	--
SPRINKLER INFO::	UPRIGHT/STD TEMP
ADDITIONAL INFO:	WET SYSTEM WITH LESS THAN 9.15 m CEILINGS

2
FIRE PROTECTION PLAN
SECOND FLOOR TRAINING CENTRE
1 : 100



552 SOUTH KEY PLAN



METRIC
WHOLE NUMBERS INDICATE MILLIMETRES
DECIMALIZED NUMBERS INDICATE METRES

LOCATION APPROVED UNDERGROUND STRUCTURES SUPV. U/G STRUCTURES COMMITTEE DATE NOTE: LOCATION OF UNDERGROUND STRUCTURES AS SHOWN ARE BASED ON THE BEST INFORMATION AVAILABLE BUT NO GUARANTEE IS GIVEN THAT ALL EXISTING UTILITIES ARE SHOWN OR THAT THE GIVEN LOCATIONS ARE EXACT. CONFIRMATION OF EXISTENCE AND EXACT LOCATION OF ALL SERVICES MUST BE OBTAINED FROM THE INDIVIDUAL UTILITIES BEFORE PROCEEDING WITH CONSTRUCTION.	B.M. ELEV. CONSTRUCTION COMPLETION DATE: YYYY MM DD	DESIGNED BY: JDB CHECKED BY: JDB DRAWN BY: JDB APPROVED BY: SCALE: HORIZONTAL AS NOTED VERTICAL:	ENGINEER'S SEAL CONSULTANT DRAWING NUMBER	THE CITY OF WINNIPEG WATER AND WASTE DEPARTMENT ENGINEERING DIVISION 552 PLINGUET AVENUE FIRE PROTECTION UPGRADES BUILDING - 552 SOUTH SECOND LEVEL PART PLAN SPRINKLER SYSTEM	SHEET 14 OF 18 CITY DRAWING NUMBER 1-0702S-M0005-001
	NO. REVISIONS DATE BY 0 ISSUED FOR BID OP 1077-2018 2019 01 10 JDB	DATE 2019 01 11 PLOT DATE: 2019 01 11	RELEASED FOR CONSTRUCTION DATE		BID OPPORTUNITY: XXX-20XX CONTRACT NUMBER: X FILE PATH: O:\PROJECTS\Water\W-819 Plinguet Fire Protection System\04-CA\01- Bid Documents\1077-2018\Drawings\1-0702S-M0005-001.dwg