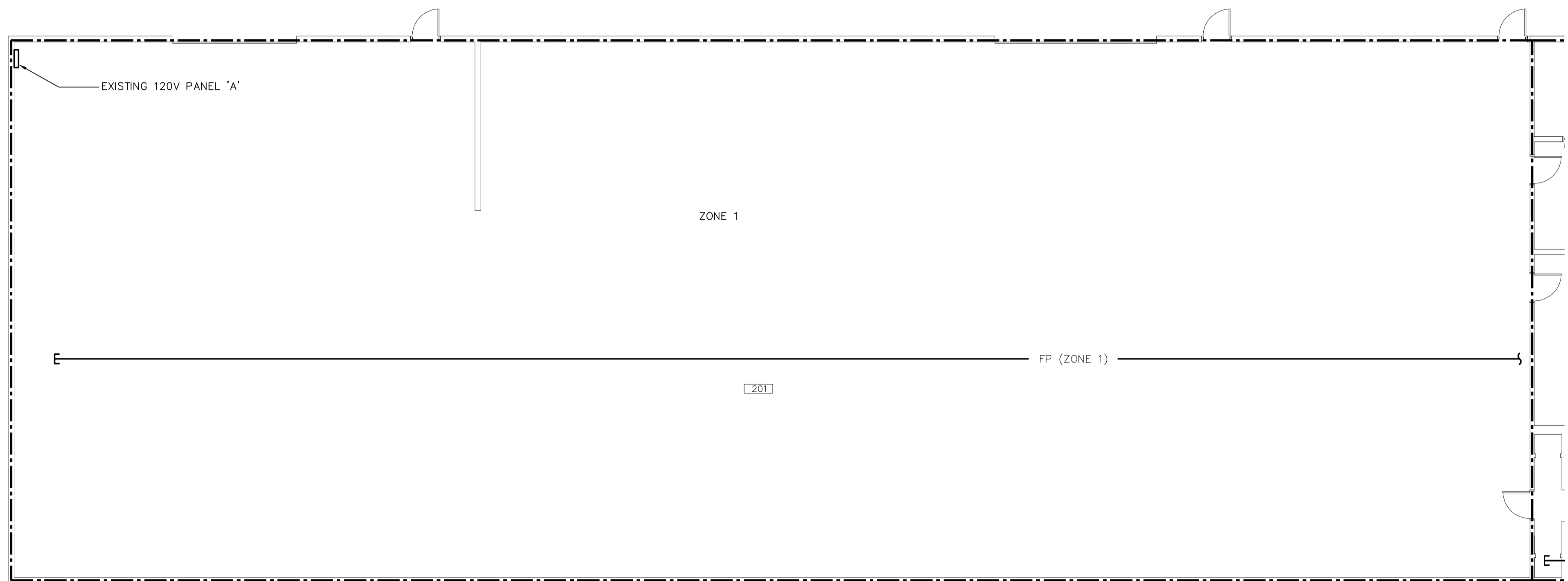
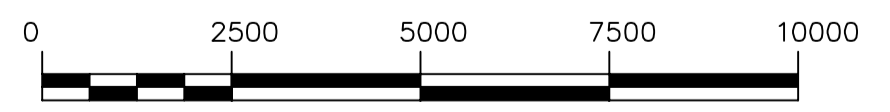
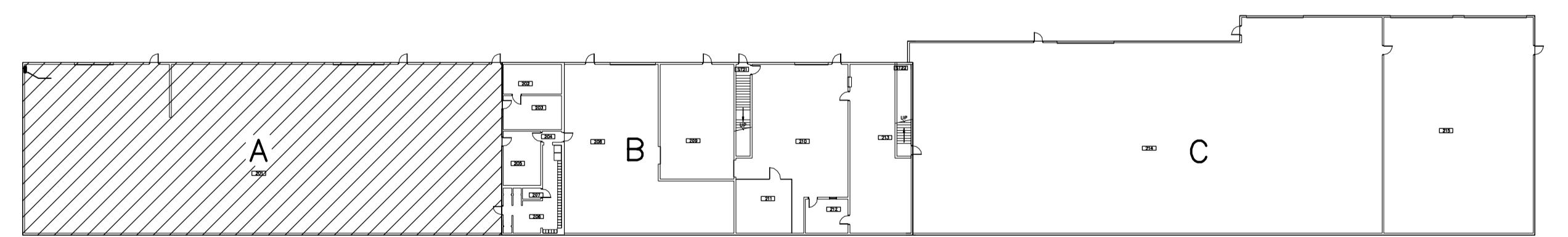


- FIRE ALARM DRAWING NOTES**
1. PROVIDE 100% HORN AND STROBE COVERAGE FOR AUDIBLE AND VISUAL INDICATION.
 2. PROVIDE MANUAL PULL STATIONS AT ALL EXTERIOR EGRESS DOORS.
 3. PROVIDE SIGNAL ISOLATORS AT FIRE SEPARATIONS.



1
FIRE ALARM PART PLAN A
WEST GARAGE
1 : 100




METRIC
WHOLE NUMBERS INDICATE MILLIMETRES
DECIMALIZED NUMBERS INDICATE METRES



LOCATION APPROVED UNDERGROUND STRUCTURES		B.M. ELEV.	
SUPV. U/G STRUCTURES COMMITTEE	DATE		
NOTE: LOCATION OF UNDERGROUND STRUCTURES AS SHOWN ARE BASED ON THE BEST INFORMATION AVAILABLE BUT NO GUARANTEE IS GIVEN THAT ALL EXISTING UTILITIES ARE SHOWN OR THAT THE GIVEN LOCATIONS ARE EXACT. CONFIRMATION OF EXISTENCE AND EXACT LOCATION OF ALL SERVICES MUST BE OBTAINED FROM THE INDIVIDUAL UTILITIES BEFORE PROCEEDING WITH CONSTRUCTION.			
1	ISSUED FOR BID OP 1077-2018	19/01/10	BLM
NO.	REVISIONS	DATE	BY

DESIGNED BY	BKB	CHECKED BY	BLM
DRAWN BY	SCK	APPROVED BY	
SCALE:	HORIZONTAL AS NOTED		
VERTICAL	RELEASED FOR CONSTRUCTION		
DATE	2019 01 10	DATE	
PLOT DATE: 2019 01 10			



THE CITY OF WINNIPEG
WATER AND WASTE DEPARTMENT
ENGINEERING DIVISION

552 PLINGUET AVENUE
FIRE PROTECTION UPGRADES
BUILDING - 552 SOUTH
PART PLAN A - WEST GARAGE
FIRE ALARM SYSTEM

SHEET 15 OF 18
CITY DRAWING NUMBER
1-0702S-M0007-001

BID OPPORTUNITY: XXX-20XX
CONTRACT NUMBER: X

FILE PATH: C:\projectwise\working_directory\active\406kb\0700105\
FILE NAME: D_4_v10.dwg