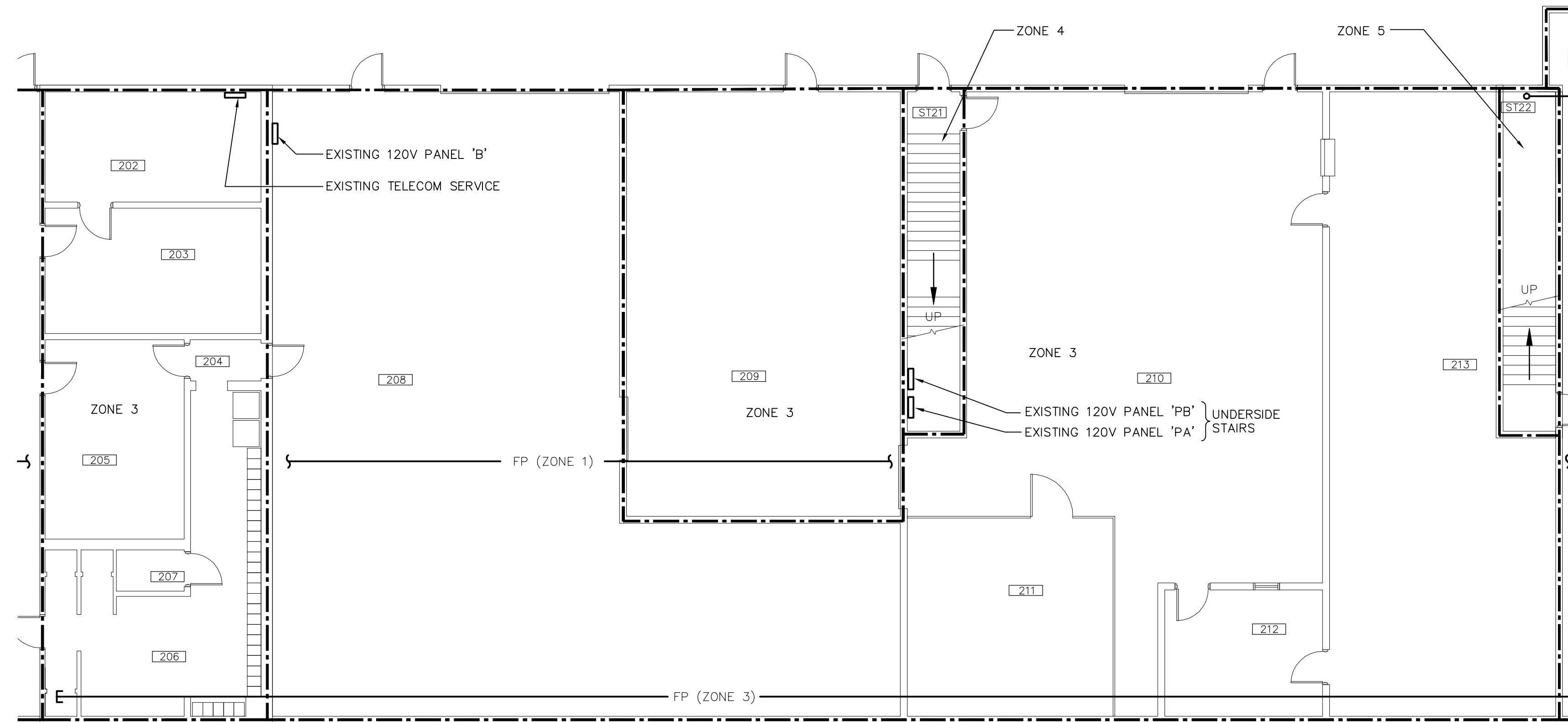
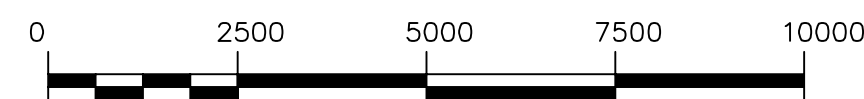
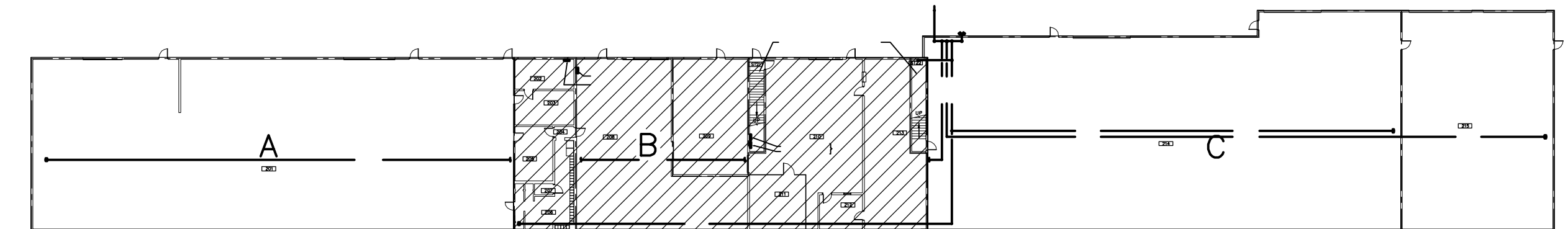


**FIRE ALARM DRAWING NOTES**

1. PROVIDE 100% HORN AND STROBE COVERAGE FOR AUDIBLE AND VISUAL INDICATION.
2. PROVIDE MANUAL PULL STATIONS AT ALL EXTERIOR EGRESS DOORS.
3. PROVIDE SIGNAL ISOLATORS AT FIRE SEPARATIONS.



**FIRE ALARM PART PLAN B  
SUPPORT SERVICES**  
1 : 100

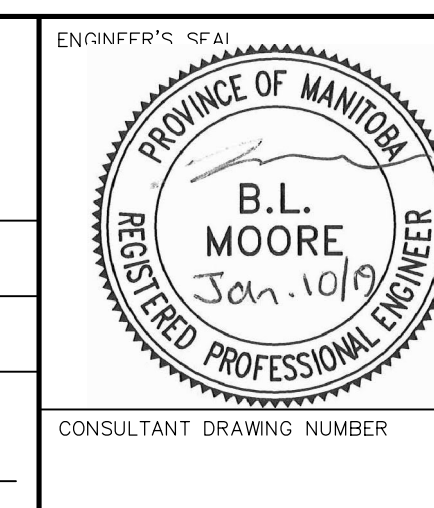


**METRIC**  
WHOLE NUMBERS INDICATE MILLIMETRES  
DECIMALIZED NUMBERS INDICATE METRES



LOCATION APPROVED UNDERGROUND STRUCTURES			
SUPV. U/G STRUCTURES COMMITTEE	DATE		
NOTE: LOCATION OF UNDERGROUND STRUCTURES AS SHOWN ARE BASED ON THE BEST INFORMATION AVAILABLE BUT NO GUARANTEE IS GIVEN THAT ALL EXISTING UTILITIES ARE SHOWN OR THAT THE GIVEN LOCATIONS ARE EXACT. CONFIRMATION OF EXISTENCE AND EXACT LOCATION OF ALL SERVICES MUST BE OBTAINED FROM THE INDIVIDUAL UTILITIES BEFORE PROCEEDING WITH CONSTRUCTION.			
1	ISSUED FOR BID OP 1077-2018	19/01/10	BLM
NO.	REVISIONS	DATE	BY

DESIGNED BY		CHECKED BY	
BKB		BLM	
DRAWN BY		APPROVED BY	
SCK			
SCALE:		RELEASED FOR CONSTRUCTION	
HORIZONTAL AS NOTED			
VERTICAL			
DATE	2019 01 10	DATE	
PLOT DATE: 2019 01 10			



**THE CITY OF WINNIPEG**  
WATER AND WASTE DEPARTMENT  
ENGINEERING DIVISION

552 PLINGUET AVENUE  
FIRE PROTECTION UPGRADES  
BUILDING - 552 SOUTH  
PART PLAN B - SUPPORT SERVICES  
FIRE ALARM SYSTEM

SHEET 16 OF 18  
CITY DRAWING NUMBER  
1-0702S-M0008-001

BID OPPORTUNITY: XXX-20XX  
CONTRACT NUMBER: X

FILE PATH: C:\projectwise\working\_directory\active\406kb\0700105\  
FILE NAME: D\_5\_v10.dwg