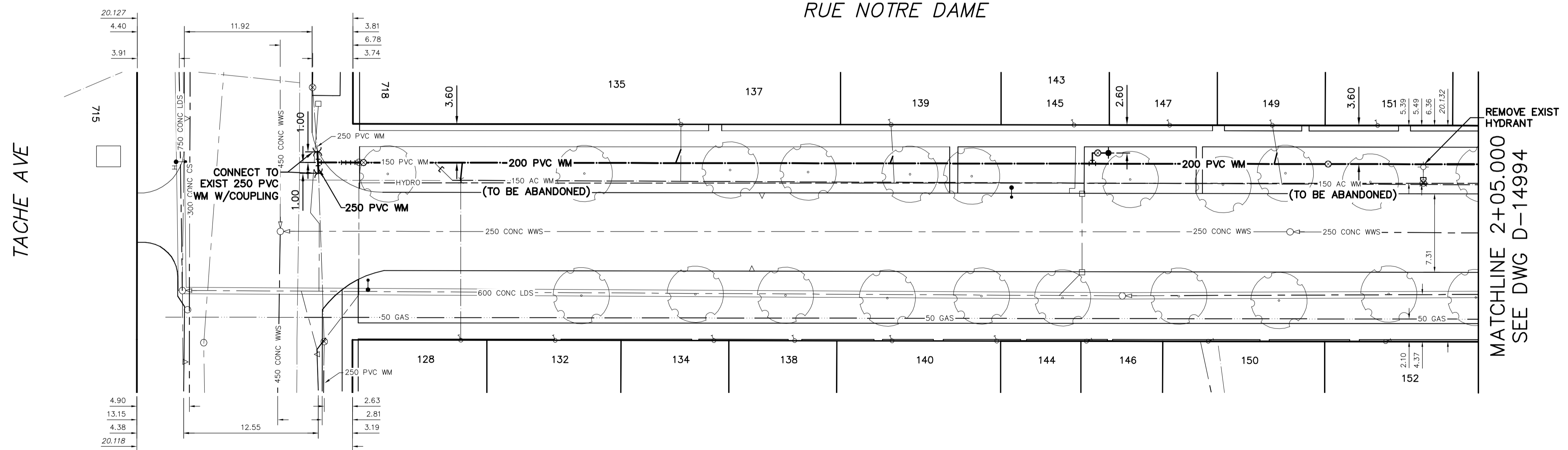
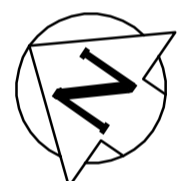


NOTE: CHAINAGES SHOWN ARE ALONG N. R. OF RUE NOTRE DAME

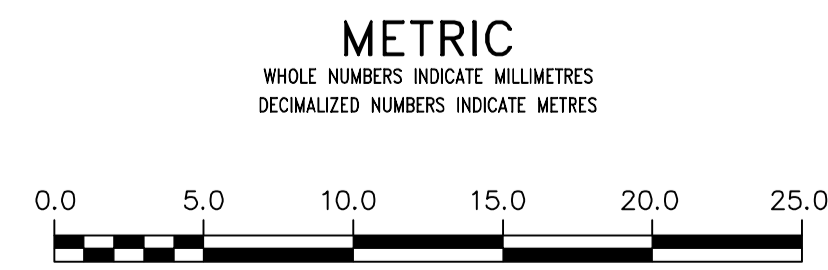


REMOVE EXIST HYDRANT  
MATCHLINE 2+05.000  
SEE DWG D-14994

FOR WATER SERVICE  
TABLE SEE D-14994

FOR INDEX SEE  
D-14986

NOTE: ALL VALVES TO BE INSTALLED  
COUNTERCLOCKWISE TO CLOSE



<p><b>WARNING</b></p> <p>IF POWER EQUIPMENT OR EXPLOSIVES ARE TO BE USED FOR EXCAVATION ON THIS PROJECT THE CONTRACTOR MUST:</p> <ol style="list-style-type: none"> <li>NOTIFY THE GAS COMPANY OF THE PROPOSED LOCATION OF EXCAVATION.</li> <li>TAKE PRECAUTION TO AVOID DAMAGE TO GAS COMPANY INSTALLATIONS.</li> </ol> <p>SEE PROVINCIAL REGULATION 210/72 FOR DETAILS</p>	<p>LOCATION APPROVED UNDERGROUND STRUCTURES</p> <p>SUPV. U/G STRUCTURES COMMITTEE _____ DATE _____</p> <p>NOTE: LOCATION OF UNDERGROUND STRUCTURES AS SHOWN ARE BASED ON THE BEST INFORMATION AVAILABLE BUT NO GUARANTEE IS GIVEN THAT ALL EXISTING UTILITIES ARE SHOWN OR THAT THE GIVEN LOCATIONS ARE EXACT. CONFIRMATION OF EXISTENCE AND EXACT LOCATION OF ALL SERVICES MUST BE OBTAINED FROM THE INDIVIDUAL UTILITIES BEFORE PROCEEDING WITH CONSTRUCTION.</p>	<p>B.M. ELEV.</p> <table border="1"> <tr><td> </td><td> </td><td> </td><td> </td></tr> <tr><td> </td><td> </td><td> </td><td> </td></tr> <tr><td> </td><td> </td><td> </td><td> </td></tr> <tr><td> </td><td> </td><td> </td><td> </td></tr> <tr><td> </td><td> </td><td> </td><td> </td></tr> <tr><td> </td><td> </td><td> </td><td> </td></tr> <tr><td> </td><td> </td><td> </td><td> </td></tr> <tr><td> </td><td> </td><td> </td><td> </td></tr> <tr><td> </td><td> </td><td> </td><td> </td></tr> <tr><td> </td><td> </td><td> </td><td> </td></tr> <tr><td> </td><td> </td><td> </td><td> </td></tr> </table>																																													<p>DESIGNED BY JC/JF DRAWN BY RS SCALE: HORIZONTAL 1:250 VERTICAL 1:50 PLOT DATE: _____</p>	<p>CHECKED BY SC APPROVED BY KZ RELEASED FOR CONSTRUCTION DATE 18/03/06</p>	<p>ENGINEER'S SEAL</p> <p>ORIGINAL SIGNED BY S.R.J. COURNOYER 18/03/06</p> <p>CONSULTANT DRAWING NUMBER _____</p>	<p align="center"><b>THE CITY OF WINNIPEG</b></p> <p align="center">WATER AND WASTE DEPARTMENT ENGINEERING DIVISION</p> <p align="center">NORTH ST BONIFACE WATER MAIN UPGRADES CONTRACT 1 <b>RUE NOTRE DAME</b> TACHE AVENUE TO 93 N OF TACHE AVENUE</p>	<p>SHEET 9 OF 15 CITY DRAWING NUMBER <b>D-14993</b></p>