
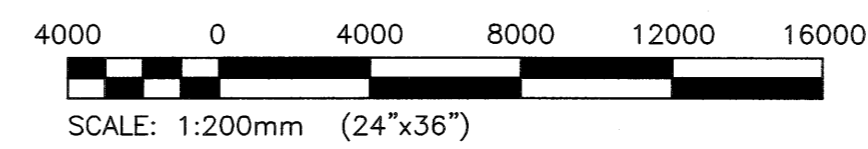
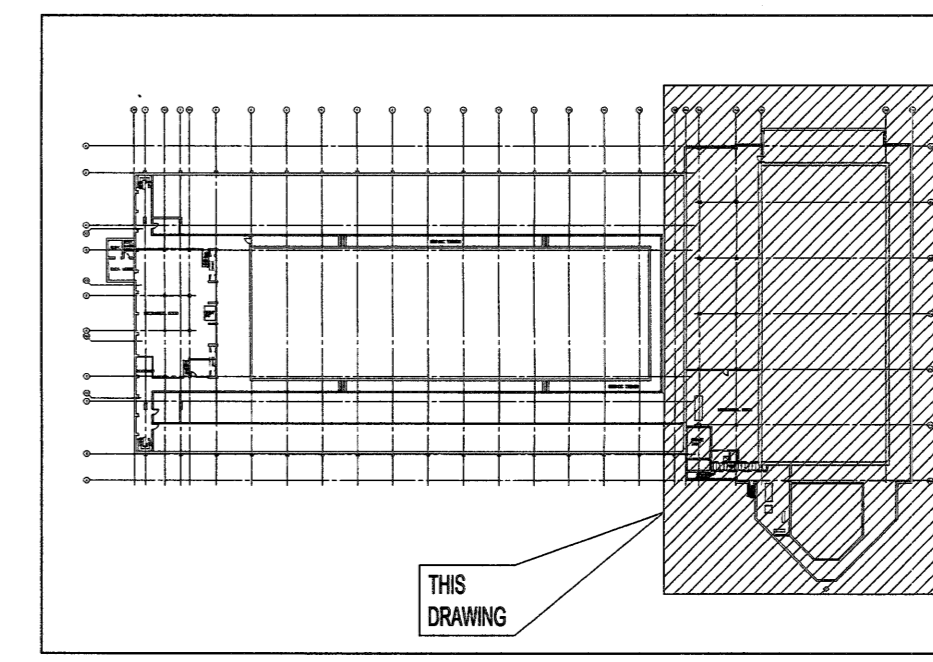


**MAIN FLOOR PLAN - NEW VENTILATION**  
SCALE: 1:200

SCALE VERIFIED BY: *SM*



SHEET TITLE		
MECHANICAL MAIN FLOOR PLAN NEW VENTILATION		
SCALE	PROJECT No:	SHEET No:
AS SHOWN	17-0107-023	M05



**GENERAL NOTES:**

- PERFORM WORK IN ACCORDANCE WITH ALL APPLICABLE CODES AND REGULATIONS.
- EQUIPMENT LOCATIONS, DUCT, AND PIPE ROUTING INDICATED ON THE DRAWINGS IS APPROXIMATE ONLY. CONFIRM IN THE FIELD. REROUTE DUCTWORK AND PIPING AS REQUIRED TO ELIMINATE FIELD INTERFERENCES WITH BUILDING STRUCTURES, ELECTRICAL, ETC. CONFIRM CHANGES WITH CONTRACT ADMINISTRATOR. COORDINATE WORK WITH ALL SUBTRADES. WHERE DIMENSIONS ARE INDICATED FOR PIPING, DUCTWORK, DUCT SIZES, EQUIPMENT SIZES, ETC. THESE ARE FOR BIDDING PURPOSES ONLY. THE CONTRACTOR IS RESPONSIBLE TO VERIFY ALL DIMENSIONS IN THE FIELD PRIOR TO ORDERING EQUIPMENT AND COMMENCING INSTALLATION WITHOUT EXTRA CHARGES TO THE PROJECT. THE CONTRACTOR IS RESPONSIBLE TO ENSURE ALL EQUIPMENT, DUCTWORK, AND PIPING FITS IN THE SPACE AVAILABLE AND TO MAINTAIN THE GENERAL DESIGN INTENT FOR THE SYSTEMS.
- CONFORM TO SMACNA STANDARDS FOR SUPPLY AND INSTALLATION OF DUCTWORK.
- SEAL ALL WALL PENETRATIONS AND DUCTWORK WATER AND AIR TIGHT.
- PROVIDE ALL WALL PENETRATIONS. PENETRATIONS THROUGH FIRE RATED WALLS SHALL BE FIRE SEALED.

**KEYNOTES:**

- PROVIDE AIR BALANCING FOR ALL EXISTING SUPPLY AND RETURN AIR GRILLES ASSOCIATED WITH AHU-1 AND AHU-2. ADJUST OUTDOOR/RETURN/EXHAUST DAMPERS TO ACHIEVE THE STATED OUTDOOR AIR RATES. MEASURE AND RECORD OUTDOOR AIR/EXHAUST AIR RATES IN THE TAB REPORT. WORK SHALL BE COORDINATED BETWEEN MECHANICAL, TAB, AND CONTROLS SUB-CONTRACTOR.
- INSTALL NEW AIR HANDLING UNITS (AHU-1 & AHU-2) ON NEW STRUCTURAL PLATFORMS.

**NOTES:**  
THESE DRAWINGS SHALL NOT BE SCALED.  
THE CONTRACTOR SHALL VISIT THE SITE AND SATISFY ONESELF ALL DIMENSIONS, DATUM, AND DETAILED INFORMATION SHOWN ARE CORRECT.  
THE CONTRACTOR IS TO REVIEW AND COORDINATE ALL ARCHITECTURAL, MECHANICAL, ELECTRICAL AND STRUCTURAL DRAWINGS FOR ADDITIONAL OPENINGS THROUGH FLOORS, WALLS, AND CEILINGS FOR DUCT, PIPE & ELECTRICAL RISERS AND ALL OPENINGS NOT SHOWN ON DRAWINGS.  
ALL OPENINGS THROUGH THE FIRE SEPARATIONS AS A RESULT OF THE WORK OF THIS CONTRACT ARE TO BE FIRE STOPPED AND SEALED WITH ULC APPROVED FIRE STOPPING TO MAINTAIN THE INTEGRITY OF THE FIRE SEPARATION, AND PROVIDE AND SMOKE-TIGHT BARRIER.  
ALL PRODUCTS AND MATERIALS TO BE USED AND INSTALLED SHALL CONFORM WITH MANUFACTURER'S SPECIFICATIONS & APPLICABLE CODES.  
THE CONTRACTOR SHALL BE RESPONSIBLE TO PATCH AND MAKE GOOD ALL EXISTING CONSTRUCTION AFFECTED BY THE REMOVAL OF ALL ITEMS FORMING THE PART OF THE RENOVATION WORK.  
WHERE NEW FLOORING AND BASE IS TO BE INSTALLED IN EXISTING AREAS (REFER TO FLOOR PLAN AND ROOM SCHEDULE) THE EXISTING FLOORING SURFACE AND BASE MUST BE REMOVED, UNLESS OTHERWISE NOTED. ALL FLOOR SURFACES SHALL BE PREPARED IN ACCORDANCE TO MANUFACTURER'S RECOMMENDATIONS FOR INSTALLATION OF NEW FLOOR.  
WHERE PAINTING OF EXISTING WALLS IS INDICATED ON THE ROOM SCHEDULE, THESE WALLS MUST BE CLEANED OF ANY EXISTING WALL COVERING, PATCHED & PREPARED TO ACCEPT NEW MATERIAL, UNLESS OTHERWISE NOTED.

**LEGEND:**

	NEW EQUIPMENT/PIPING/DUCTWORK
	EXISTING EQUIPMENT/PIPING/DUCTWORK
	AIR HANDLING UNIT
	SUPPLY AIR DUCT
	RETURN AIR DUCT
	EXTERNAL DUCT INSULATION
	SUPPLY AIR
	RETURN AIR
	GRILLE No.
	NECK SIZE
	AIR FLOW RATE

No.	REVISION/DESCRIPTION	BY	DATE
0	ISSUED FOR TENDER	D	18.03.08



DRAWN	CHECKED	DESIGNED	APPROVED
DATE 18.01.25	USER	APPROVAL	

THE CITY OF WINNIPEG  
PLANNING, PROPERTY AND  
DEVELOPMENT DEPARTMENT  
MUNICIPAL ACCOMMODATIONS DIVISION  
3-65 GARRY STREET, R3C 4K4

PROJECT  
REPLACEMENT OF ROOF TOP UNITS  
SERVING LAP POOL  
AT PAN AM POOL  
25 POSEIDON BAY