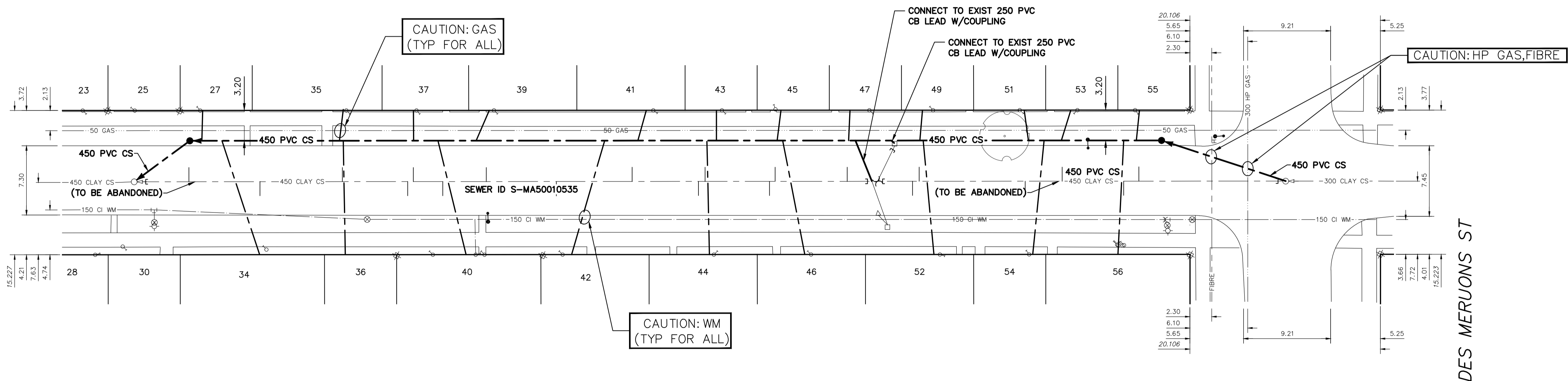
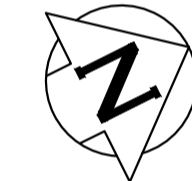


SEWER SERVICE INFORMATION				
ADDRESS	SIZE (mm)	℄ DIST	JUNCTION TIE	REMARKS
25 GUAY AVE	150	-	-	-
27 GUAY AVE	150	-	-	RENEW TO ℄ W/150 PVC
30 GUAY AVE	150	-	-	-
34 GUAY AVE	150	-	-	RENEW TO ℄ W/150 PVC
35 GUAY AVE	150	-	-	RENEW TO ℄ W/150 PVC
36 GUAY AVE	150	-	-	RENEW TO ℄ W/150 PVC
37 GUAY AVE	150	-	-	RENEW TO ℄ W/150 PVC
39 GUAY AVE	150	-	-	RENEW TO ℄ W/150 PVC
40 GUAY AVE	150	2.73 S OF NL	-	SHARED SERVICE
41 GUAY AVE	150	-	-	RENEW TO ℄ W/150 PVC
42 GUAY AVE	150	-	-	RENEW TO ℄ W/150 PVC
43 GUAY AVE	150	-	-	RENEW TO ℄ W/150 PVC
44 GUAY AVE	150	-	-	RENEW TO ℄ W/150 PVC
45 GUAY AVE	150	1.86 N OF SL	-	RENEW TO ℄ W/150 PVC
46 GUAY AVE	150	53.90 S OF MH AT DES MEURONS ST	-	RENEW TO ℄ W/150 PVC
47 GUAY AVE	150	-	-	RENEW TO ℄ W/150 PVC
49 GUAY AVE	150	-	-	RENEW TO ℄ W/150 PVC
50 GUAY AVE	150	-	-	RENEW TO ℄ W/150 PVC
51 GUAY AVE	150	-	-	RENEW TO ℄ W/150 PVC
53 GUAY AVE	150	-	-	RENEW TO ℄ W/150 PVC
54 GUAY AVE	150	-	-	RENEW TO ℄ W/150 PVC
55 GUAY AVE	150	-	-	RENEW TO ℄ W/150 PVC
56 GUAY AVE	150	-	-	RENEW TO ℄ W/150 PVC

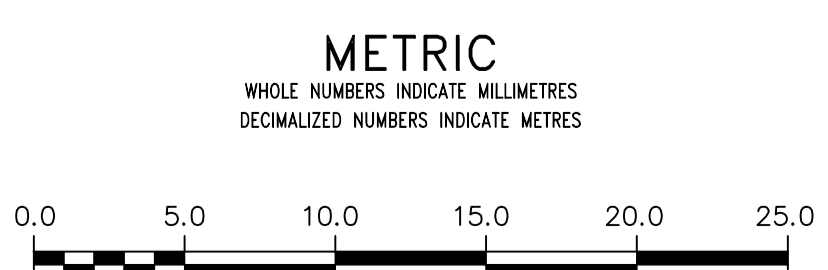
SEWER JUNCTION INFORMATION FROM SEWER VIDEO INSPECTION			
SEWER ID S-MA50010535			
DISTANCE FROM MH ID S-MH50008544	DIAMETER	CLOCK	
15.5	150	1	
17.1	150	11	
23.6	150	1	
27.5	150	10	
31.3	150	1	
38.7	150	2	
39.4	150	11	
43.1	250	2	
43.7	250	10	
46.3	150	1	
53.9	150	1	
54.5	150	11	
61.3	150	1	
62.0	150	11	
69.0	150	2	
77.0	150	11	
84.4	150	1	
89.0	150	11	
92.1	150	1	
92.7	150	12	
99.6	150	2	
108.3	150	11	
115.6	150	1	

NOTE: CHAINAGES SHOWN ARE ALONG ℄ OF GUAY AVENUE

GUAY AVENUE



FOR INDEX SEE 11678



**WARNING**  
IF POWER EQUIPMENT OR EXPLOSIVES ARE TO BE USED FOR EXCAVATION ON THIS PROJECT THE CONTRACTOR MUST:  
1) NOTIFY THE GAS COMPANY OF THE PROPOSED LOCATION OF EXCAVATION.  
2) TAKE PRECAUTION TO AVOID DAMAGE TO GAS COMPANY INSTALLATIONS.  
SEE PROVINCIAL REGULATION 210/72 FOR DETAILS

**LOCATION APPROVED**  
UNDERGROUND STRUCTURES  
SUPV. U/G STRUCTURES COMMITTEE DATE  
NOTE:  
LOCATION OF UNDERGROUND STRUCTURES AS SHOWN ARE BASED ON THE BEST INFORMATION AVAILABLE BUT NO GUARANTEE IS GIVEN THAT ALL EXISTING UTILITIES ARE SHOWN OR THAT THE GIVEN LOCATIONS ARE EXACT. CONFIRMATION OF EXISTENCE AND EXACT LOCATION OF ALL SERVICES MUST BE OBTAINED FROM THE INDIVIDUAL UTILITIES BEFORE PROCEEDING WITH CONSTRUCTION.

B.M. ELEV.	NO.	REVISIONS	DATE	BY

DESIGNED BY	TP	CHECKED BY	SC
DRAWN BY	RS	APPROVED BY	KZ
SCALE:	RELEASED FOR CONSTRUCTION		
HORIZONTAL 1:250	KAS ZUREK		
VERTICAL 1:50	DATE 2018-02-27		
DATE 2018 02 27	DATE 2018-02-27		

ENGINEER'S SEAL  
ORIGINAL SIGNED BY  
S.R.J. COURNOYER  
18/02/21  
CONSULTANT DRAWING NUMBER

**THE CITY OF WINNIPEG**  
WATER AND WASTE DEPARTMENT  
ENGINEERING DIVISION  
2017 SEWER MAIN RENEWALS  
CONTRACT 6  
GUAY AVENUE  
MH AT DES MEURONS STREET TO  
1ST MH S OF DES MEURONS STREET

SHEET 6 OF 7  
CITY DRAWING NUMBER  
11682