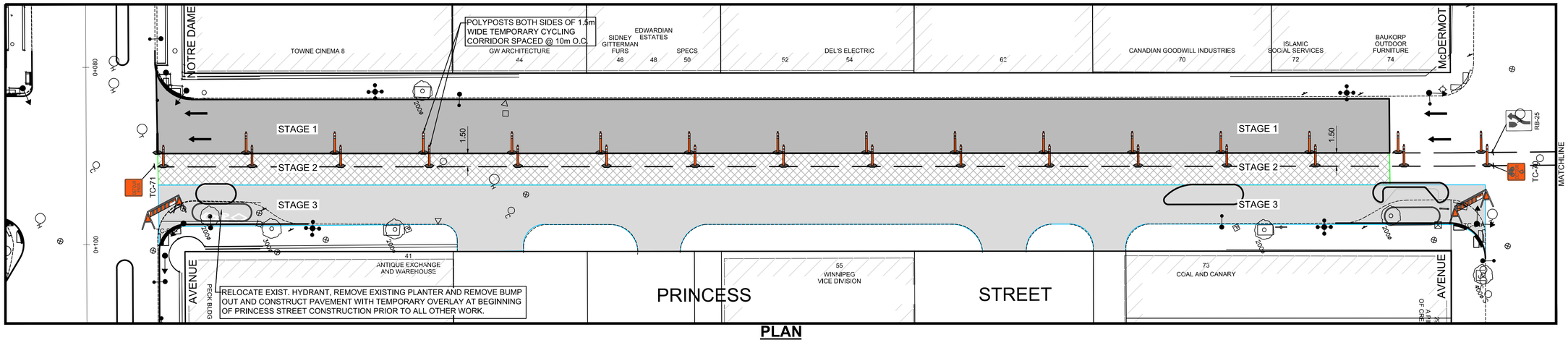

PLAN
Scale 1:250

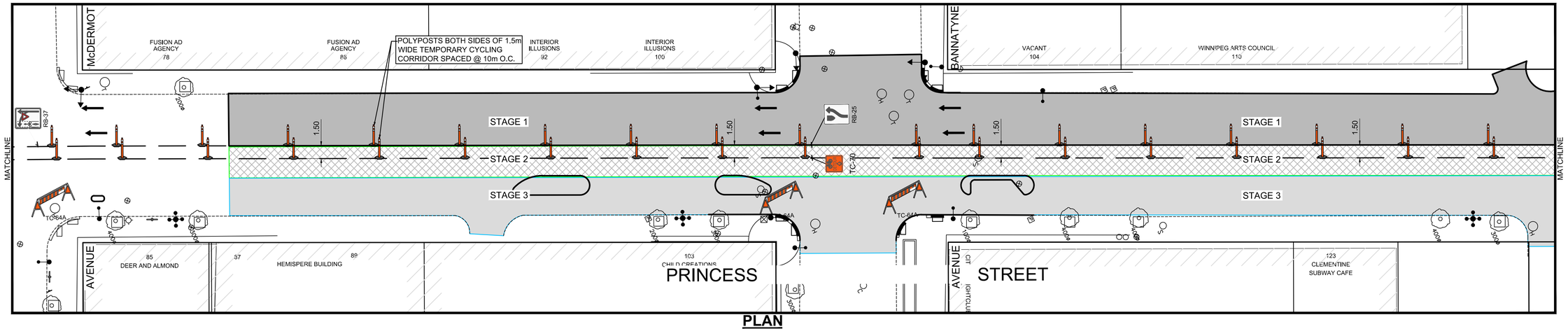

PLAN
Scale 1:250

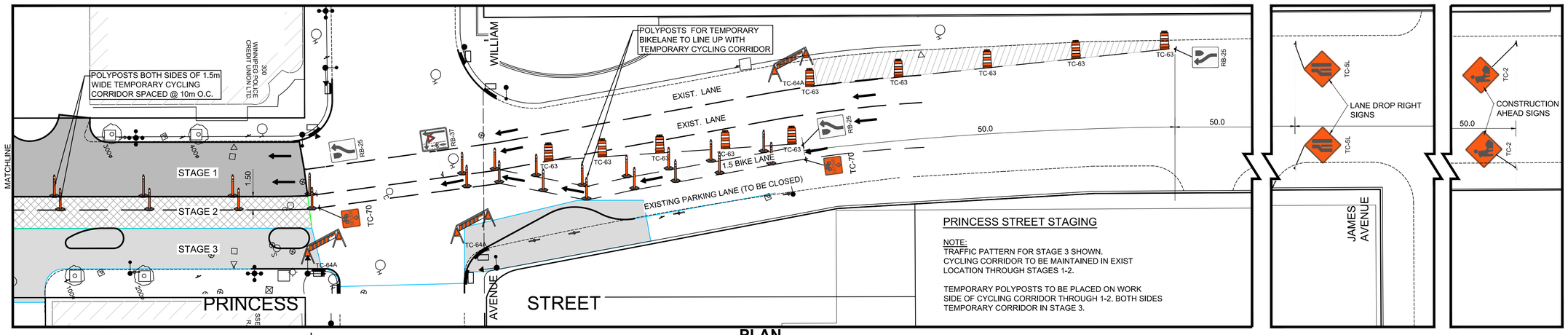

PLAN
Scale 1:250

PRINCESS STREET STAGING

NOTE:
TRAFFIC PATTERN FOR STAGE 3 SHOWN.
CYCLING CORRIDOR TO BE MAINTAINED IN EXIST LOCATION THROUGH STAGES 1-2.

TEMPORARY POLYPOSTS TO BE PLACED ON WORK SIDE OF CYCLING CORRIDOR THROUGH 1-2. BOTH SIDES TEMPORARY CORRIDOR IN STAGE 3.

METRIC
WHOLE NUMBERS INDICATE MILLIMETRES
DECIMALIZED NUMBERS INDICATE METRES

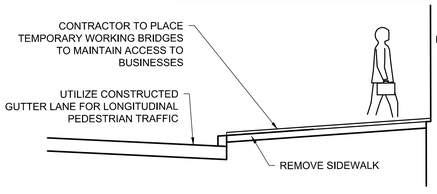

PEDESTRIAN ACCESS DURING SIDEWALK CONSTRUCTION
N.T.S.

APEGM
Certificate of Authorization
AECOM Canada Ltd.
No. 4671 Date:_____

B.M.
ELEV.

NO.	REVISIONS	DATE	BY
0	ISSUED FOR TENDER	2018/02/26	KWR
B	RE-ISSUED FOR REVIEW	2018/01/29	KWR
A	ISSUED FOR REVIEW	2017/11/27	KWR

AECOM

DESIGNED BY	KWR	CHECKED BY	KWR
DRAWN BY	PAAP	APPROVED BY	KWR
HOR. SCALE: VERTICAL:	1:250	RELEASED FOR CONSTRUCTION BY:	
DATE	2017/11/27	DATE	

ENGINEER'S SEAL
PROVINCE OF MANITOBA
K.W. RAE
REGISTERED PROFESSIONAL ENGINEER
CONSULTANT DRAWING NO.
CT-02

Winnipeg
THE CITY OF WINNIPEG
PUBLIC WORKS DEPARTMENT
ENGINEERING DIVISION

DOWNTOWN BIKE LANE SYSTEM AND STREET IMPROVEMENT

CITY DRAWING NUMBER P-3495-02
SHEET 2 OF 45

CONSTRUCTION STAGING
PRINCESS STREET
STAGES 1 - 3