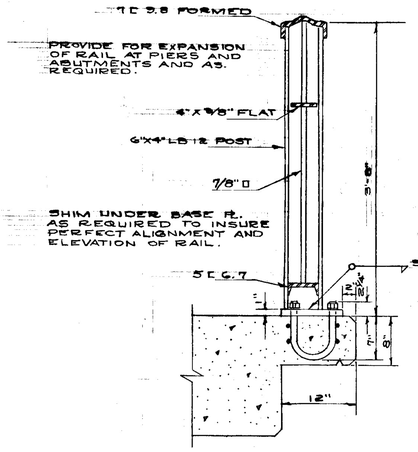

POST DETAIL FOR GUARD RAIL
SCALE 1"=1'-0

NOTE:
SEE DRAWING NO. 2. FOR LAYOUT OF HANDRAIL PANELS

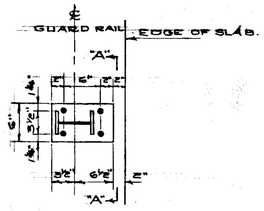

BASE PLATE DETAIL
SCALE 1"=1'-0"

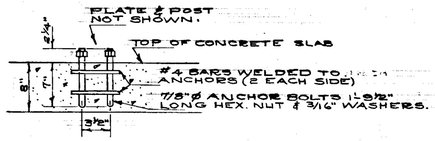

SECTION "A-A"
SCALE 1"=1'-0"

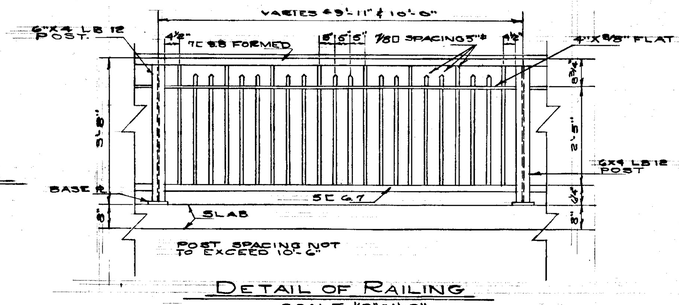

DETAIL OF RAILING
SCALE 1/2"=1'-0"

GUARD RAIL DETAILS

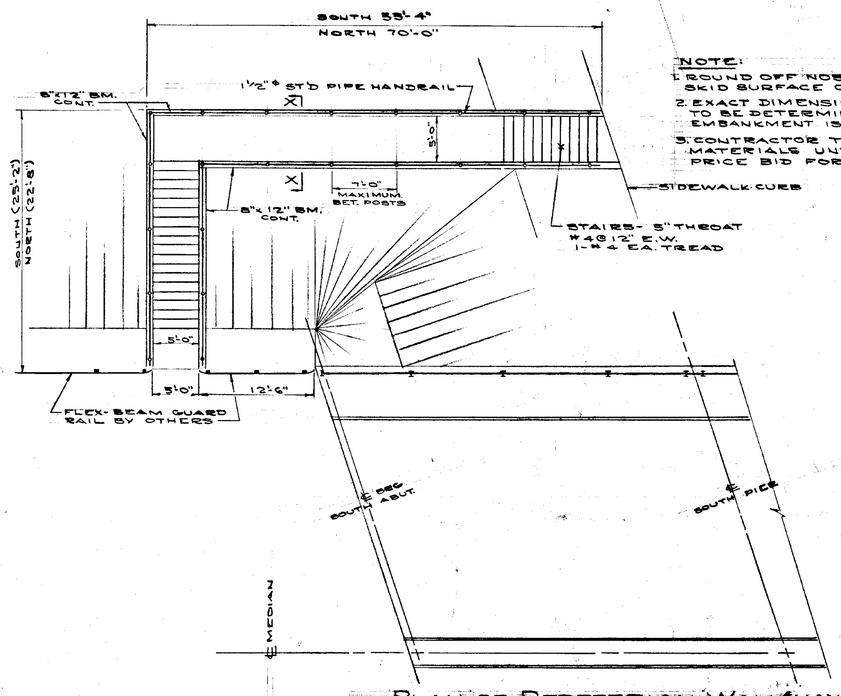

NOTE:
1. ROUND OFF NOSES & CUT NON SKID SURFACE ON TREAD.
2. EXACT DIMENSIONS OF STAIRS TO BE DETERMINED AFTER EMBANKMENT IS COMPLETED.
3. CONTRACTOR TO SUPPLY ALL MATERIALS UNDER LUMP SUM PRICE BID FOR STAIRS.

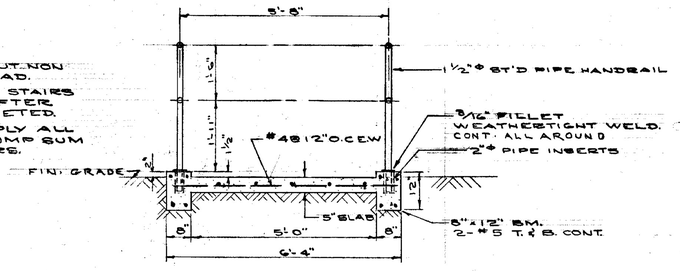

SECTION X.-X.
SCALE: 1/2"=1'-0"

PLAN OF PEDESTRIAN WALKWAY
SOUTH ABUTMENT - WEST SIDE
SCALE: 1/8"=1'-0"
WALKWAY ON WEST SIDE - NORTH ABUT. SIMILAR

REVISIONS			
No.	DESC.	DATE	BY
1	Panel length	June 1959	T.O
2.	As-Built Stair Lengths.	"	T.O

PROVINCE OF MANITOBA
R. W. McKNIGHT
REGISTERED ENGINEER

B-5072-12

W. L. WARDROP & ASSOCIATES
(MANAGEMENT) LTD.
ENGINEERING CONSULTANTS
WINNIPEG CANADA

GUARDRAIL & STAIR DETAILS
PORTAGE AVENUE OVERPASS
POLO PARK DEVELOPMENT

Scale: AS SHOWN	Date: JULY 31, 1958
Designed By: R. W. McK.	Project No. 5868
Drawn By: T.O. & A.R.	Drawing No. 11
Checked By: R.W.M., J.A.K., H.A.W.	