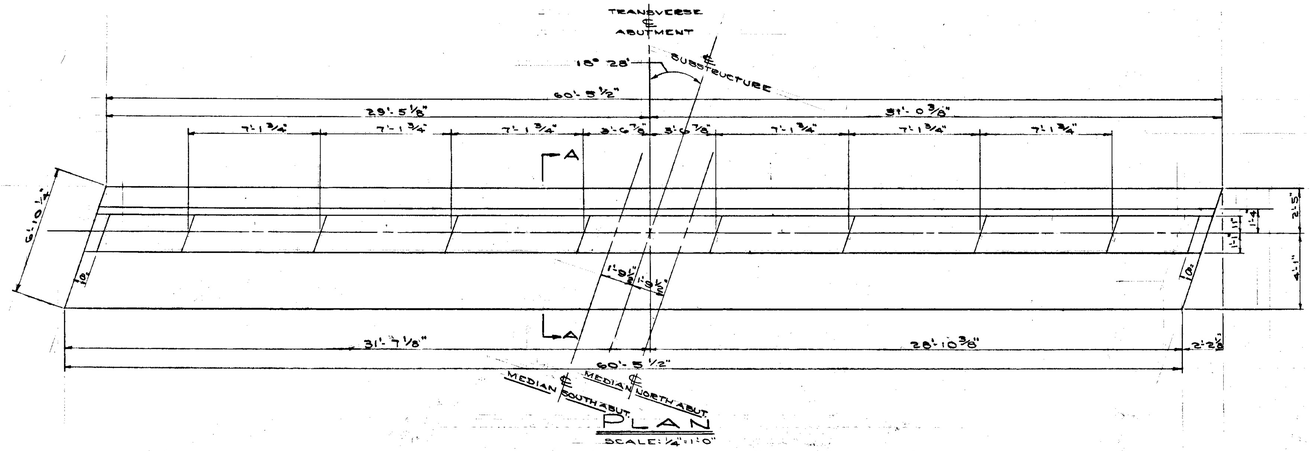

PLAN

SCALE: 1/4" = 1'-0"

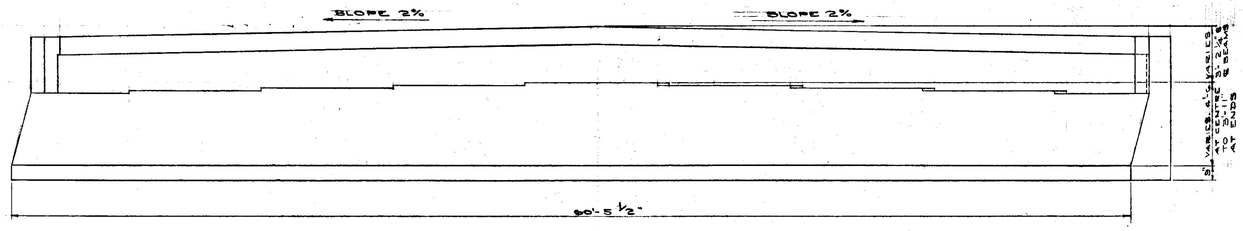

FRONT ELEVATION

SCALE: 1/4" = 1'-0"

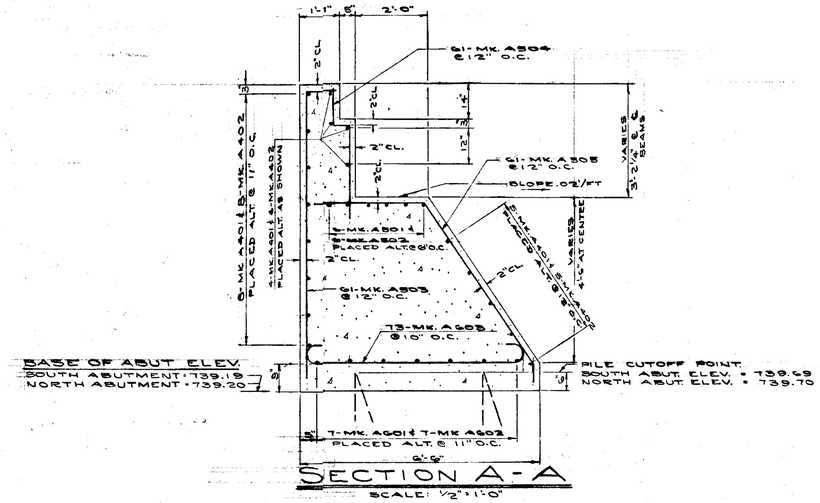

SECTION A-A

SCALE: 1/2" = 1'-0"

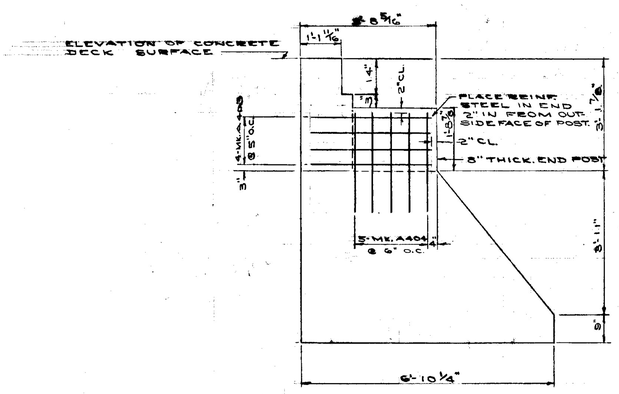

END ELEVATION

SHOWING END POST REINFORCING.

SCALE: 1/2" = 1'-0"

NOTE:
END POSTS TO BE POURED MONOLITHICALLY WITH ABUTMENT.

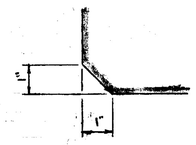

DETAIL OF CHAMFER

ALL EXPOSED EDGES TO BE CHAMFERED 1"

NOTES:

1. SEE DWG No 3 FOR PILE LAYOUT.
2. ALL EXPOSED CONCRETE SURFACES ABOVE GROUND SHALL BE RUB FINISHED

B-5072-5

PROVINCE OF MANITOBA
R. W. McKNIGHT
REGISTERED ENGINEER

W. L. WARDROP & ASSOCIATES
(MANAGEMENT) LTD.
ENGINEERING CONSULTANTS
WINNIPEG CANADA

ABUTMENT DETAILS

PORTAGE AVENUE OVERPASS
POLO PARK DEVELOPMENT

Scale: AS SHOWN	Date: JULY 31, 1958
Designed By: H. A. K.	Project No. 5868
Drawn By: T. O.	Drawing No. 4
Checked By: R.W.M. 7/11/58, H.B.M.	