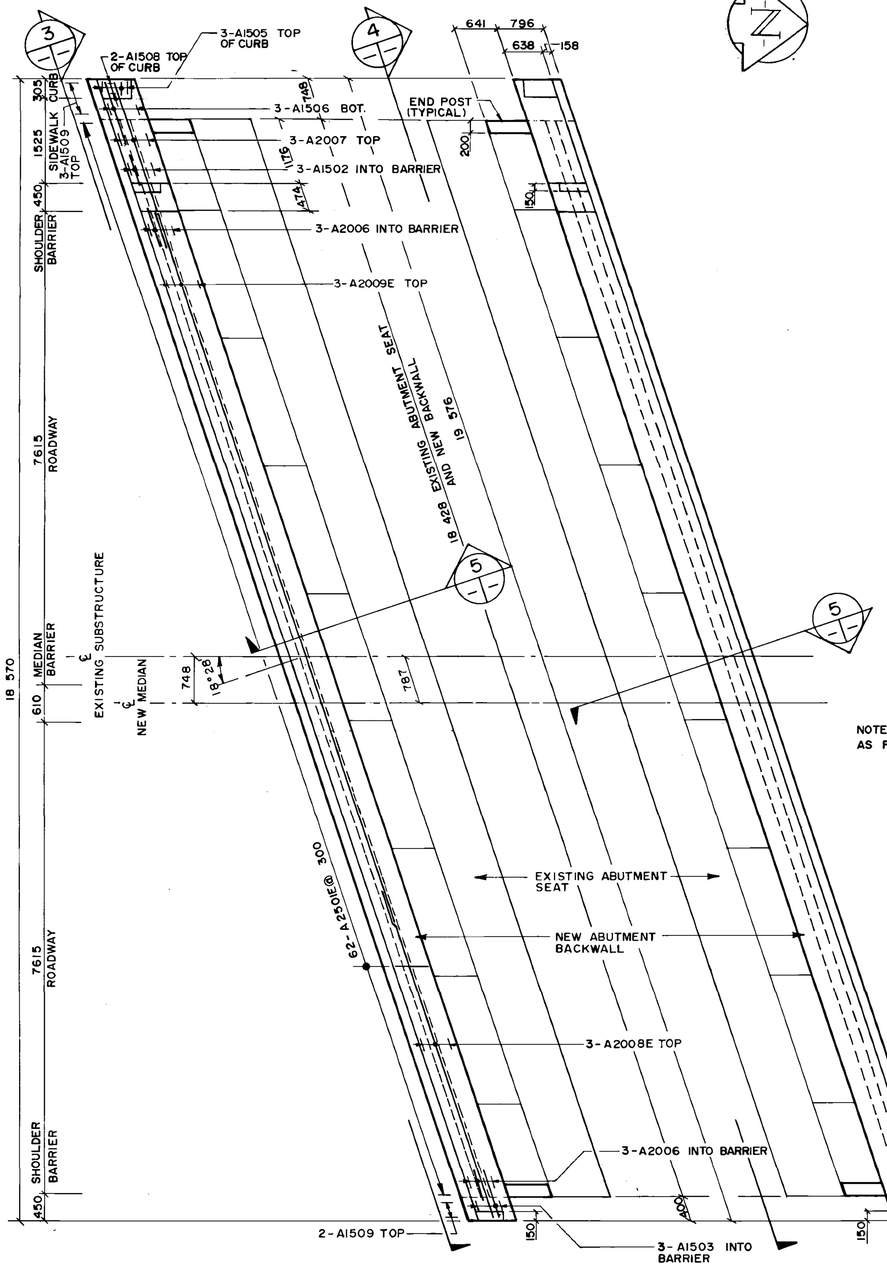

NOTE: REINFORCING SAME AS FOR SOUTH ABUTMENT.

1 PLAN - SOUTH ABUTMENT
1:50

2 PLAN - NORTH ABUTMENT
1:50

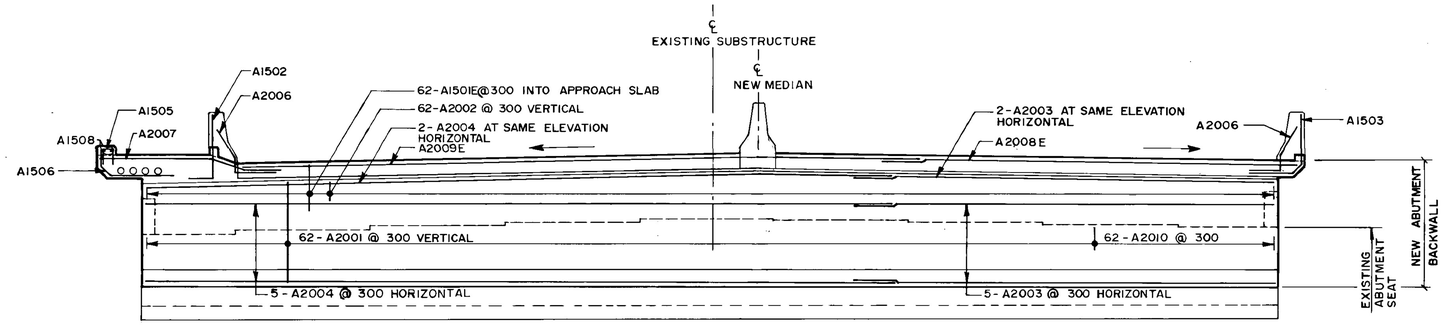

3 ELEVATION - SOUTH ABUTMENT
1:50

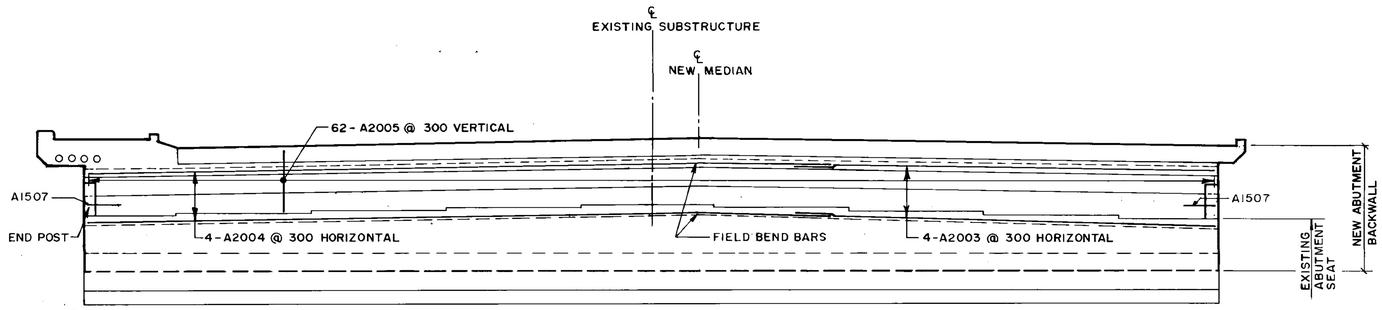

4 ELEVATION - NORTH ABUTMENT
1:50

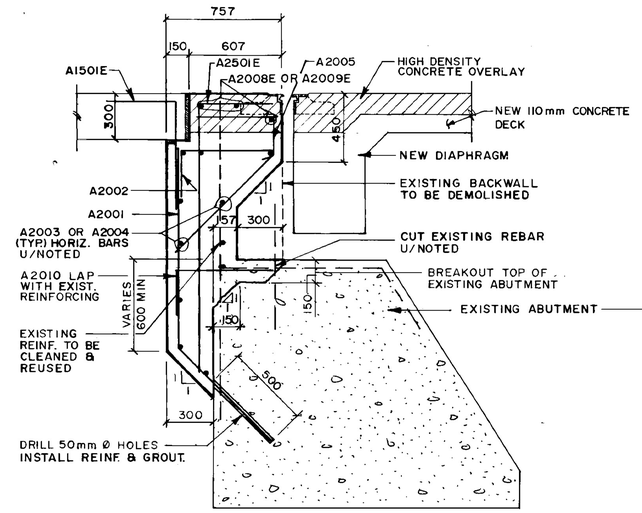

5 SECTION
1:20

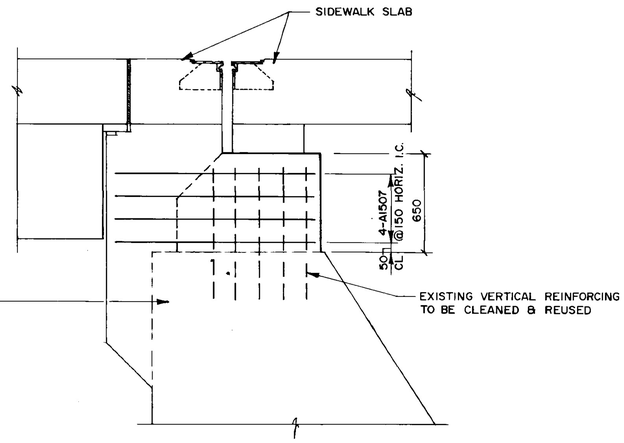

6 SECTION/ELEVATION - SIDEWALK/END POST
1:20

B-5903-18

AS-BUILT
DATE 91.02.26 BY
CHECKED BY

LOCATION APPROVED
UNDERGROUND STRUCTURES
N/A
SUPV. U/G STRUCTURES COMMITTEE — DATE

NOTE:
LOCATION OF UNDERGROUND STRUCTURES AS SHOWN ARE BASED ON THE BEST INFORMATION AVAILABLE BUT NO GUARANTEE IS GIVEN THAT ALL EXISTING UTILITIES ARE SHOWN OR THAT THE GIVEN LOCATIONS ARE EXACT. CONFIRMATION OF EXISTENCE AND EXACT LOCATION OF ALL SERVICES MUST BE OBTAINED FROM THE INDIVIDUAL UTILITIES BEFORE PROCEEDING WITH CONSTRUCTION

B.M.
ELEV.

NO	REVISIONS	DATE	BY
1	REVISED AS CONSTRUCTED	90-12-14	FPC

WARDROP ENGINEERING INC.

DESIGNED BY	JC & FPC	CHECKED BY	
DRAWN BY	LG	APPROVED BY	
HOR. SCALE / VERTICAL	AS NOTED	AUTHORIZED BY / DATE	W. NAUMKO/STREETS & BRIDGE ENGINEER — 91.02.23
DATE	JAN. 15, 1990	ACCEPTED BY / DATE	G.R. SMITH/BRIDGE ENGINEER — 91.02.23

ENGINEER'S SEAL: PROVINCE OF MANITOBA — C.D. STEWART — REGISTERED ENGINEER

CONSULTANT DRAWING NO. 890007-02-00

THE CITY OF WINNIPEG
WORKS AND OPERATIONS DIVISION
STREETS AND TRANSPORTATION DEPARTMENT

EMPRESS STREET OVERPASS
STRUCTURE REHABILITATION, STRENGTHENING AND RELATED WORKS

ABUTMENT MODIFICATIONS AND BACKWALL REINFORCING DETAILS

CITY DRAWING NUMBER
B100-90-15A