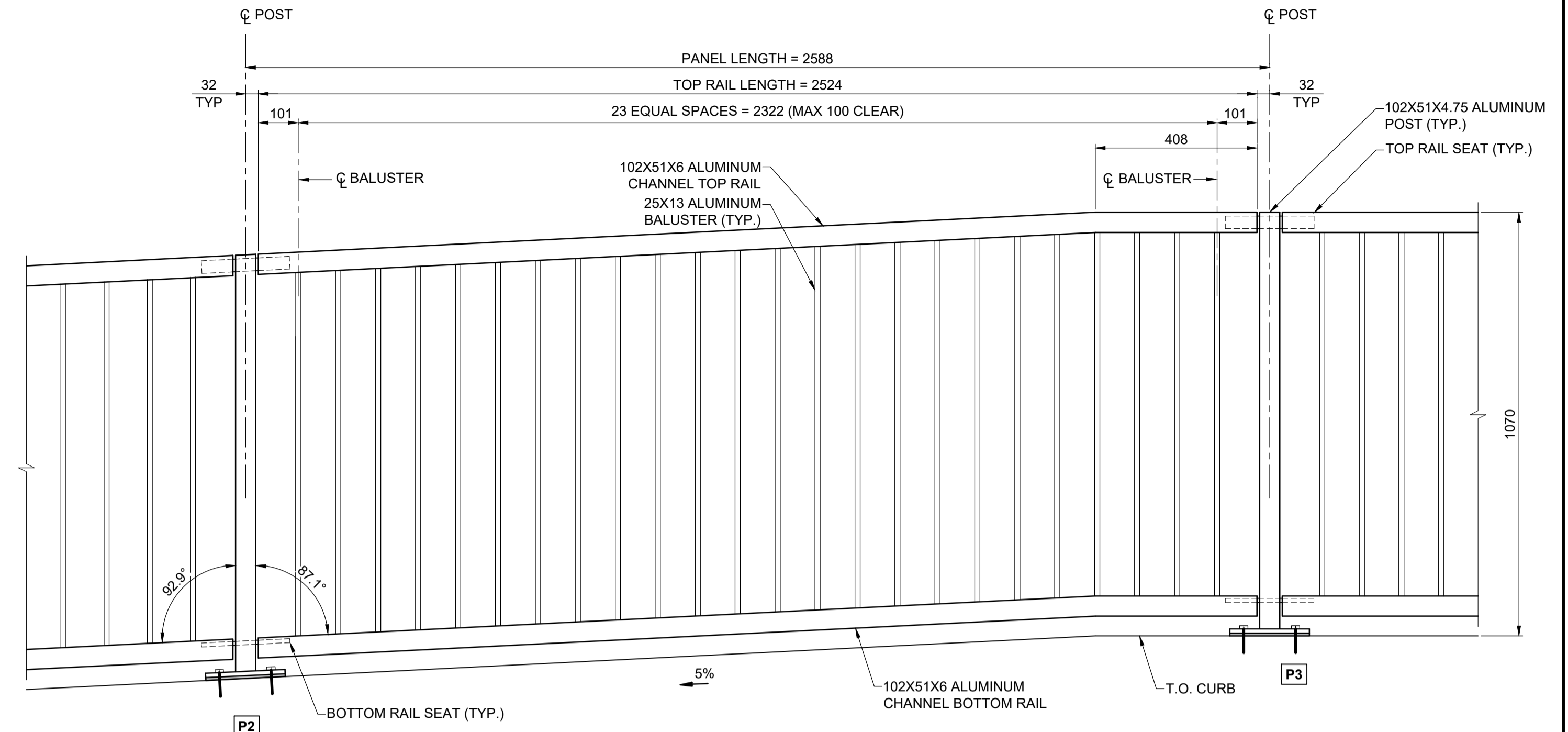
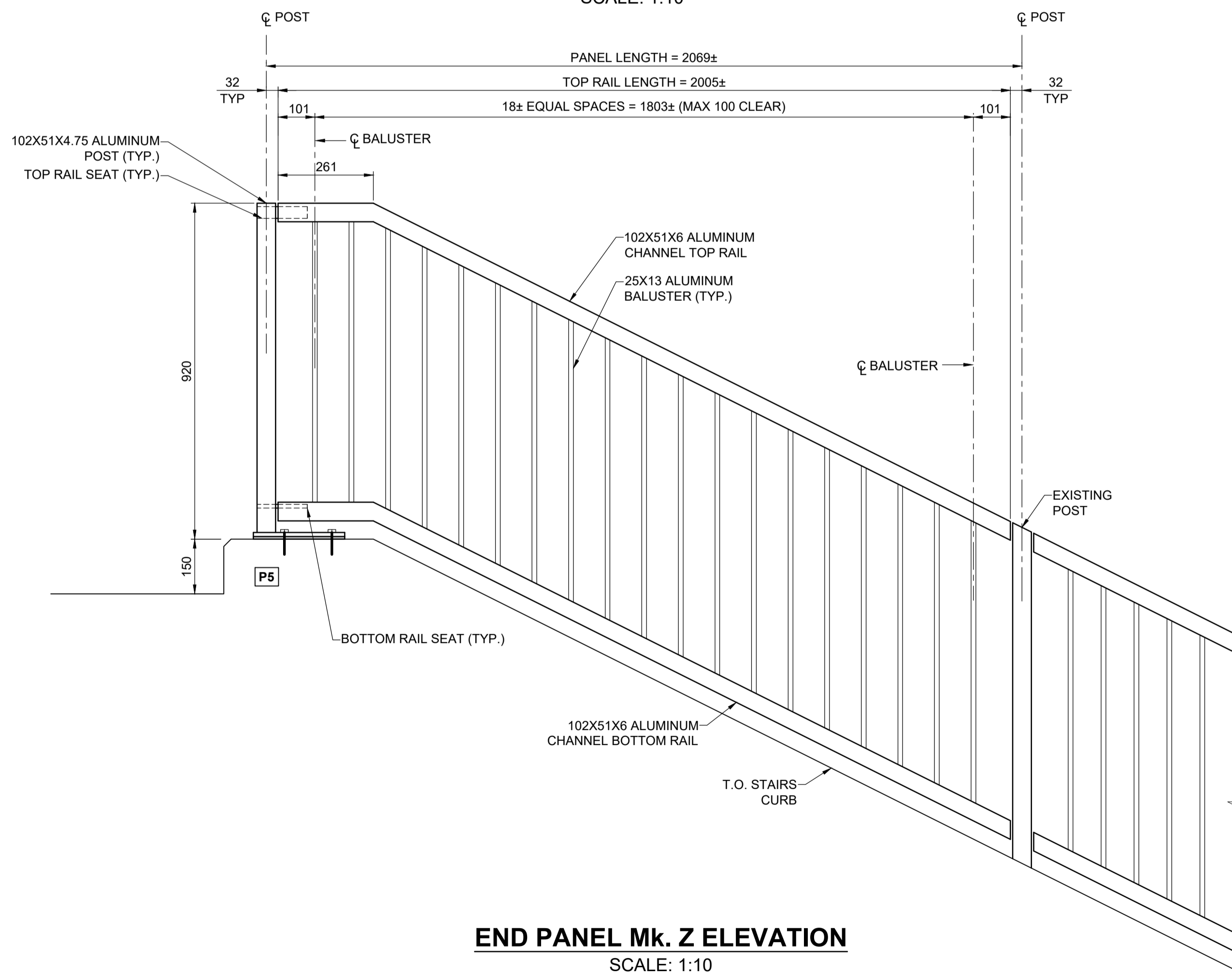


**INTERMEDIATE PANEL Mk. R1 ELEVATION**  
SCALE: 1:10

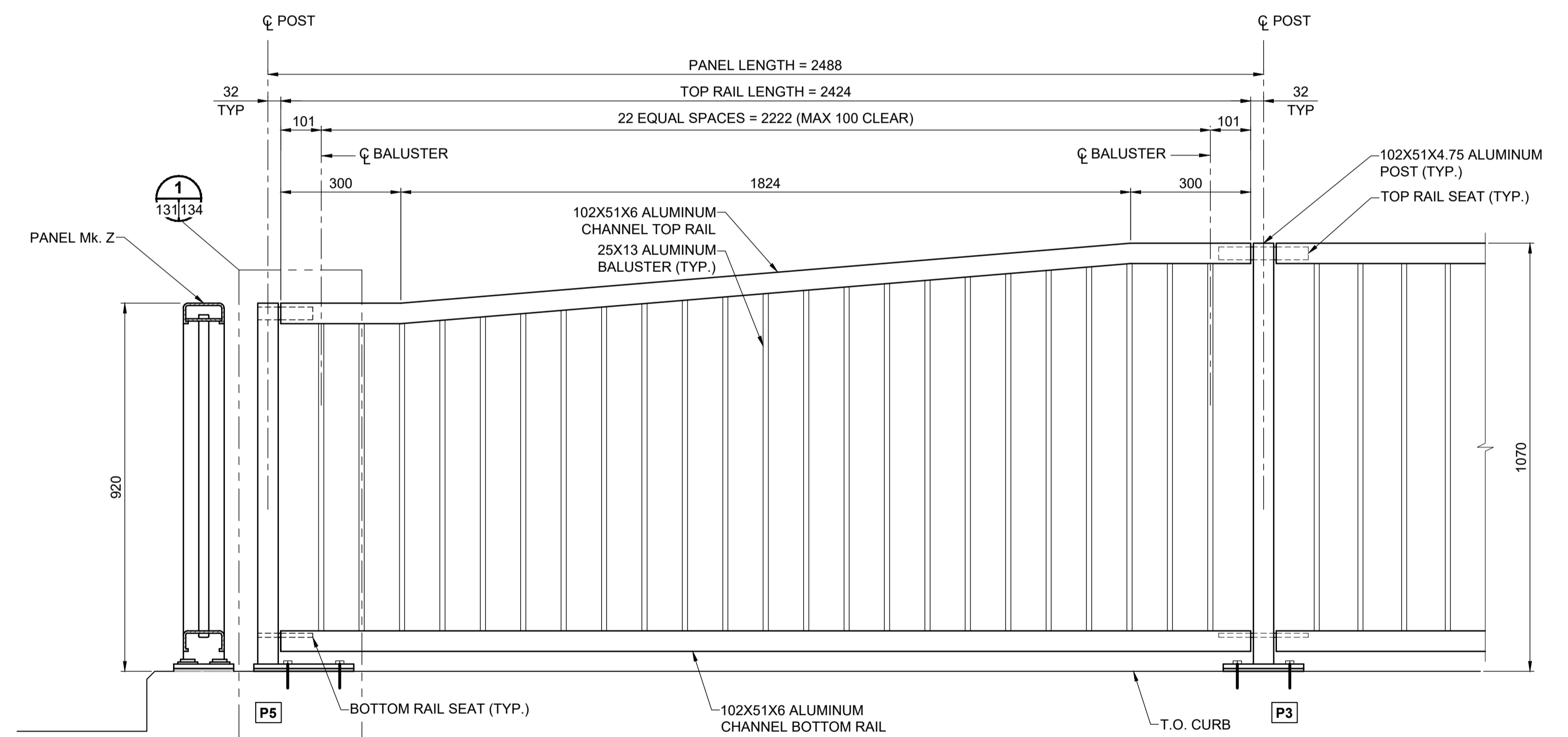


**INTERMEDIATE PANEL Mk. T ELEVATION**  
SCALE: 1:10



**END PANEL Mk. Z ELEVATION**  
SCALE: 1:10

NOTE: CONTRACTOR TO CONFIRM LENGTH AND SLOPE OF PANEL FROM POST Mk. P5 TO EXISTING HANDRAIL POST PRIOR TO FABRICATION.



**END PANEL Mk. G2 ELEVATION**  
SCALE: 1:10

- NOTES:**
1. ALUMINUM EXTRUSIONS SHALL CONFORM TO ASTM B221 ALLOY 6351-T6.
  2. THE M.I.G. PROCESS OF WELDING SHALL BE USED.
  3. RAIL POSTS AND BALUSTERS SHALL BE SET PLUMB.
  4. PLACE NEOPRENE PAD UNDER EACH POST BETWEEN BASE PLATE OR SHIM AND CONCRETE SURFACE. ALUMINUM SHIMS MAY BE REQUIRED FOR VERTICAL ALIGNMENT.
  5. HANDRAIL ANCHOR INSERTS SHALL BE ACROW-RICHMOND TYPE DGRS-1.

- NOTES:**
1. ALUMINUM EXTRUSIONS SHALL CONFORM TO ASTM B221 ALLOY 6351-T6.
  2. THE M.I.G. PROCESS OF WELDING SHALL BE USED.
  3. RAIL POSTS AND BALUSTERS SHALL BE SET PLUMB.
  4. PLACE NEOPRENE PAD UNDER EACH POST BETWEEN BASE PLATE OR SHIM AND CONCRETE SURFACE. ALUMINUM SHIMS MAY BE REQUIRED FOR VERTICAL ALIGNMENT.
  5. HANDRAIL ANCHOR INSERTS SHALL BE ACROW-RICHMOND TYPE DGRS-1.




**METRIC**  
WHOLE NUMBERS INDICATE MILLIMETRES  
DECIMAL NUMBERS INDICATE METRES

**LOCATION APPROVED**  
UNDERGROUND STRUCTURES

DATE: 18/08/07  
BY: BAP  
NOTE: LOCATION OF UNDERGROUND STRUCTURES AS SHOWN ARE BASED ON THE BEST INFORMATION AVAILABLE BUT NO GUARANTEE IS GIVEN THAT ALL EXISTING UTILITIES ARE SHOWN OR THAT THE GIVEN LOCATIONS ARE EXACT. CONFIRMATION OF EXISTENCE AND EXACT LOCATION OF ALL SERVICES MUST BE OBTAINED FROM THE INDIVIDUAL UTILITIES BEFORE PROCEEDING WITH CONSTRUCTION.

NO.	REVISIONS	DATE	BY
A	ISSUED FOR TENDER	18/09/04	BAP
A	ISSUED FOR 95% DESIGN REVIEW	18/08/07	BAP

DESIGNED BY	Y.M.	CHECKED BY	B.A.P.
DRAWN BY	ALP	APPROVED BY	BE
HOR SCALE	AS SHOWN	RELEASED FOR CONSTRUCTION	N/A
VERT SCALE	AS SHOWN	DATE	



**THE CITY OF WINNIPEG**  
PUBLIC WORKS DEPARTMENT  
ENGINEERING DIVISION

**EMPRESS STREET PROJECT**  
PEDESTRIAN ACCESSIBILITY RAMPS  
SOUTH RAMP  
PEDESTRIAN HANDRAIL DETAILS 3

CITY DRAWING NUMBER: P-3494-131  
SHEET 131 OF 168  
DRAWING No. 131 REV B

BID OPPORTUNITY No. 602-2018