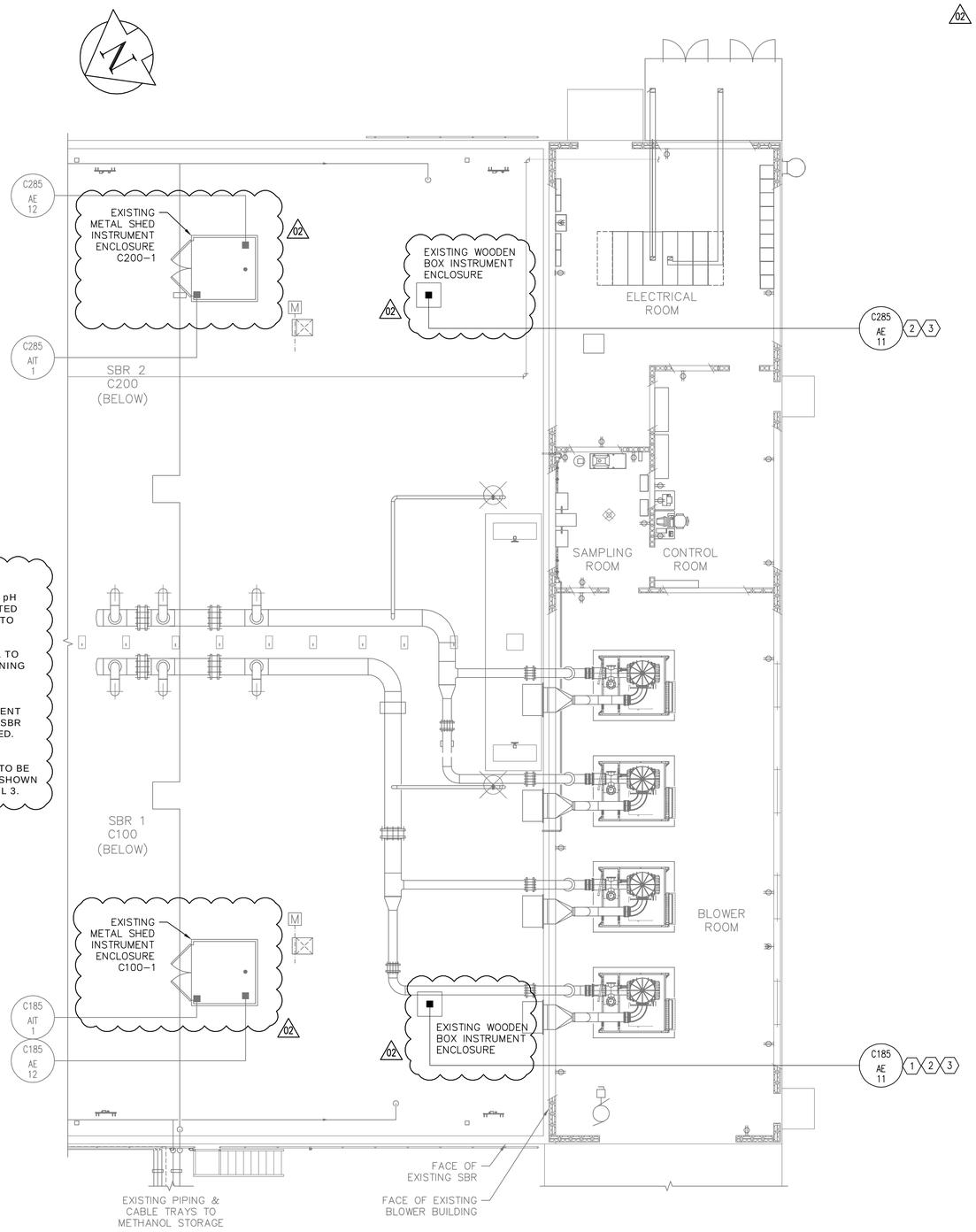

PROCESS TANKS – UPPER LEVEL PARTIAL PLAN

SCALE : 1:100

02

NOTES:

1. TEMPORARILY REMOVE EXISTING pH PROBE. INSTALL WITHIN RELOCATED STILLING WELL IN C100-1. REFER TO NOTE 2 AND DRAWING D-1001.
2. STAINLESS STEEL STILLING WELL TO BE RELOCATED TO EXISTING OPENING WITHIN C100-1/C200-1. REFER TO DRAWING D-1003.
3. EXISTING WOODEN BOX INSTRUMENT ENCLOSURE TO BE DEMOLISHED. SBR ROOFING SYSTEM TO BE RESTORED. REFER TO DRAWING D-1003.
4. ALL NEW PROBES SUPPLIED ARE TO BE FITTED WITH PROBE MOUNTS AS SHOWN IN DETAIL 1, DETAIL 2, AND DETAIL 3.

02

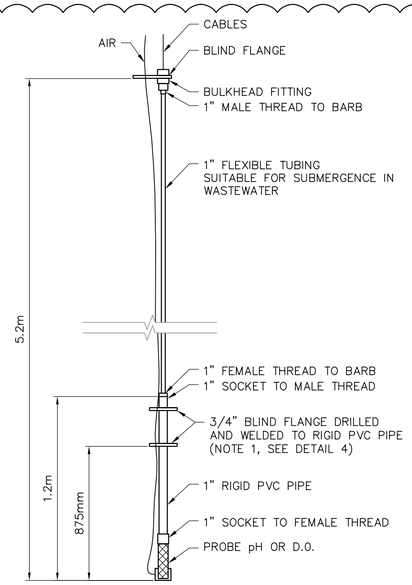

1 – pH and DO PROBE MOUNT

SCALE NONE

NOTES:

1. PLACE TOP FLANGE AS HIGH AS POSSIBLE ON THE 1" PIPE. PLACE BOTTOM FLANGE 0.875m ABOVE TIP OF THE pH OR DO PROBE.
2. ALL PIPE AND FITTINGS TO BE SCHEDULE 80.

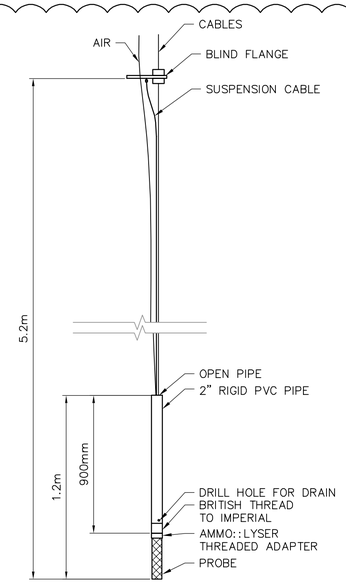

2 – AMMO::LYSER PROBE MOUNT

SCALE NONE

NOTES:

1. ALL PIPE AND FITTINGS TO BE SCHEDULE 80.
2. PROBE SUPPLIER TO CONFIRM PROBE EXTENSION DETAIL.

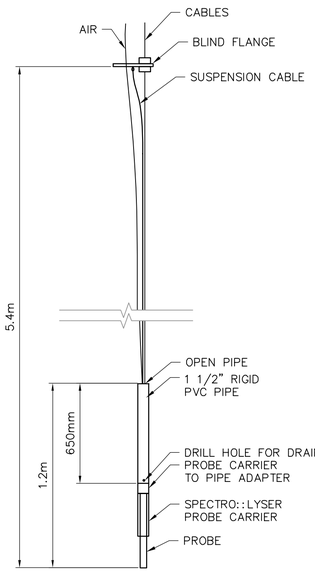

3 – SPECTRO::LYSER PROBE MOUNT

SCALE NONE

NOTES:

1. ALL PIPE AND FITTINGS TO BE SCHEDULE 80.
2. PROBE SUPPLIER TO CONFIRM PROBE EXTENSION DETAIL.

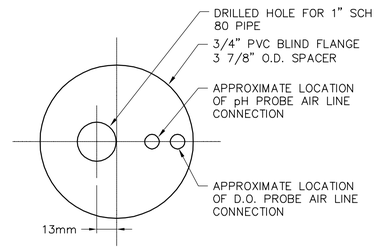

4 – SPACE LAYOUT FOR D.O. & pH PROBE HOLDERS

SCALE NONE

02

APEGM Certificate of Authorization
AECOM Canada Ltd.
No. 4671 Date: 18-08-02

REVISION 02 CHANGES
THE ENGINEER'S DESIGN RESPONSIBILITIES ARE LIMITED TO THE CHANGES INDICATED IN THE CLOUDED WORK

DESIGNED BY:	NK	CHECKED BY:	KJS
DRAWN BY:	ES	APPROVED BY:	KJS
DATE:	18/08/01	RELEASED FOR CONSTR. DATE:	

NOTICE:
AS-CONSTRUCTED DIMENSIONS, MEASUREMENTS AND OTHER DETAILS CONTAINED IN THIS RECORD DRAWING HAVE BEEN OBTAINED BY AECOM CANADA LTD. ("AECOM") FROM VARIOUS SOURCES. SUCH INFORMATION REPRESENTS THE BEST INFORMATION AVAILABLE TO AECOM AT THE TIME OF PREPARATION OF THIS RECORD DRAWING. AECOM DOES NOT IN ANY WAY REPRESENT OR WARRANT THAT SUCH INFORMATION IS ACCURATE AND ASSUMES NO RESPONSIBILITY FOR ANY ERRORS OR OMISSIONS CONTAINED THEREIN.

KEY PLAN

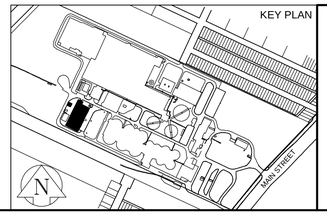

B.M.
ELEV.

NO.	REVISIONS	DATE (YY/MM/DD)	BY
02	ISSUED FOR TENDER: BID OP 656–2018	18/08/01	ES
01	ISSUED FOR CONSTRUCTION:	16/10/06	SE
00	ISSUED FOR TENDER: BID OP 547–2016	16/06/23	SRG

AECOM

DESIGNED BY	NK	CHECKED BY	KJS
DRAWN BY	SRG	APPROVED BY	KJS
SCALE: HORIZONTAL / VERTICAL	AS SHOWN	RELEASED FOR CONSTRUCTION	
DATE	2018 08 01	DATE	16/10/06

PLOT DATE: 2018 08 01

PROVINCE OF MANITOBA
N. J. KEHLER
Member 24498
18-08-02
REGISTERED PROFESSIONAL ENGINEER

CONSULTANT DRAWING NUMBER
D–0001

BID OPPORTUNITY: 656-2018

Winnipeg

THE CITY OF WINNIPEG
WATER AND WASTE DEPARTMENT
ENGINEERING DIVISION

2016 NEWPCC
SBR UPGRADES
PROCESS
INSTRUMENT MODIFICATIONS
PLANS & DETAILS

CITY DRAWING NUMBER 1–0101C–P0049–001–02 SHEET 1 OF 4

FILE PATH: P:\60338393\900-Work\910-CAD\20-SHEETS\D\
FILE NAME: 60338393-SHT-30-0000-D-0001.dwg