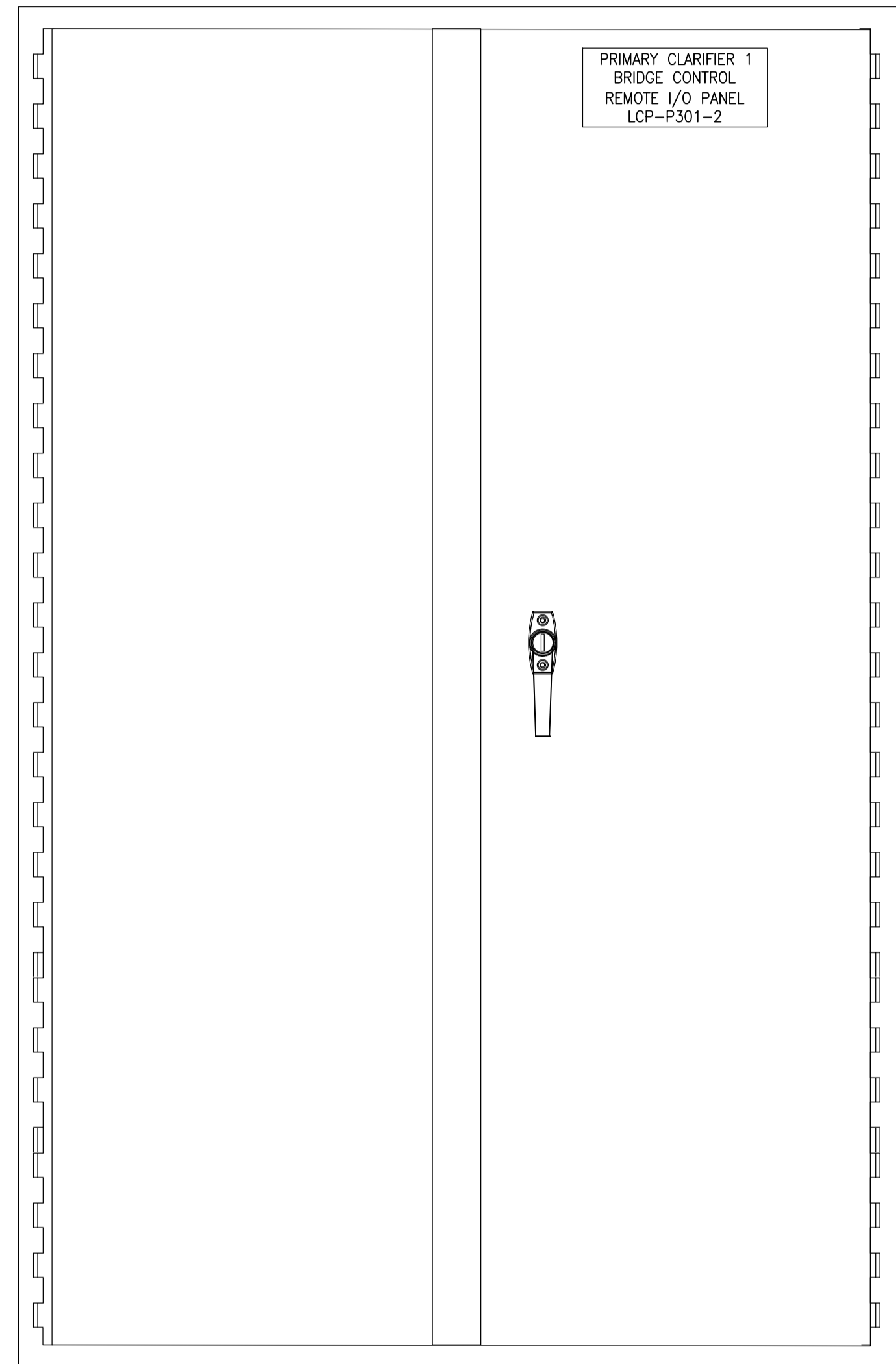
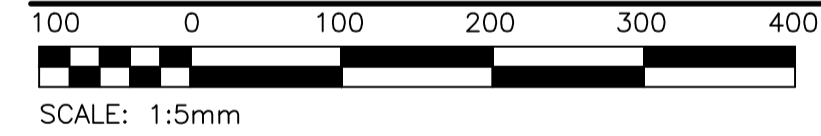
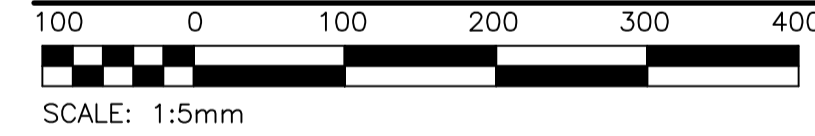


INTERIOR PANEL VIEW



EXTERIOR PANEL VIEW



BILL OF MATERIAL				
ITEM	QTY	DESCRIPTION	MANUFACTURER	CATALOG NUMBER
1	1	TYPE 4X WITH LARGE DATA POCKET	HOFFMAN	T.B.D.
2	1	SUB-PANEL FOR ITEM ONE	HOFFMAN	T.B.D.
3	AS REQ'D	FUSED TERMINAL UT 4 WITH FUSE PLUG - P-FU 5X20	PHOENIX CONTACT	3046142 3036806
4	AS-REQ'D	FEED-THROUGH TERMINAL - UT 4-MTD	PHOENIX CONTACT	3046184
5	AS REQ'D	KNIFE DISCONNECT TERMINAL - UT 4-MT	PHOENIX CONTACT	3046139
6	AS REQ'D	POTENTIAL-EARTH TERMINAL - UT 4-MTD-PE/S	PHOENIX CONTACT	3046207
7	AS REQ'D	TERMINAL END PLATE - D-UT 2,5/4 TWIN	PHOENIX CONTACT	3047141
8	AS REQ'D	TERMINAL END CLAMP - CLIFFIX 35	PHOENIX CONTACT	3022218
9	AS REQ'D	TERMINAL BLOCK MARKER - KLM-A	PHOENIX CONTACT	1004348
10	AS REQ'D	DOUBLE LEVEL FUSED TERMINAL - UTTB 4 WITH FUSE PLUG-P-FU 5X20	PHOENIX CONTACT	3044720 3036806
11	AS REQ'D	DOUBLE LEVEL TERMINAL END PLATE - D-UTTB 2,5/4	PHOENIX CONTACT	3047293
12	AS REQ'D	NARROW SLOT WIRING DUCT AND COVER, 1.75"x3.12"	PANDUIT	F1.5X3L6
13	AS REQ'D	NARROW SLOT WIRING DUCT AND COVER, 2.25"x3.12"	PANDUIT	F2X3L6
14	AS REQ'D	NARROW SLOT WIRING DUCT AND COVER, 3.25"x3.12"	PANDUIT	F3X3L6
15	AS REQ'D	LAMACOIDS	-	-
16	AS REQ'D	35mm DIN RAIL	PHOENIX CONTACT	0801733
17	AS REQ'D	DIN RAIL INSULATED SUPPORT BRACKET	PHOENIX CONTACT	1201141
18	2	GROUND BAR, 14 TAPS	ILSCO	D167-14
19	2	GROUND BAR ISOLATION STAND OFF	PANDUIT	UGB-IN-SO
20	1	LED PANEL LIGHT AND DOOR SWITCH	HOFFMAN	LED24V15 ALFSD
21	1	M580 PLC RACK - AS PER DETAIL A	SCHNEIDER	-
22	2	24VDC POWER SUPPLY	PHOENIX CONTACT	T.B.D.
23	2	ADVANTYS TELEFAST ABE7	SCHNEIDER	ABE7P16F310
24	1	COMMUNICATION SWITCH	MOXA	EDS-G512E-4GSFP
25	2	ADVANTYS TELEFAST ABE7	SCHNEIDER	ABE7R16T210

GENERAL NOTES:

- ALL POWER AND 120 VAC WIRING TO BE TEW/MTW 300V, 105°C INSULATION, STRANDED COPPER, 12 AWG OR LARGER WHERE CURRENT REQUIREMENTS DICTATE AS PER CEC REQUIREMENTS.
- ALL 24 VDC CONTROL WIRING TO BE TEW/MTW 300V, 105°C INSULATION, STRANDED COPPER, 16 AWG.
- ALL ANALOG WIRING TO BE 18 AWG SHIELDED TWISTED PAIR, WITH INSULATION RATED AT 300V.
- COMPONENTS ARE TO BE LABELED AS SHOWN ON THE DRAWINGS.
- TEST ALL WIRING AND COMPONENTS FOR FUNCTIONAL OPERATION, CORRECT CONNECTION, CONTINUITY AND INSULATION INTEGRITY. DOCUMENT ALL TEST RESULTS.
- ALL MAJOR COMPONENTS INSIDE THE PANEL ARE TO BE LABELED WITH LAMACOIDS IN ACCORDANCE WITH MAJOR DESCRIPTIONS ON THE DRAWINGS.
- PROVIDE WIRE BARREL FERRULES FOR WIRING WHERE POSSIBLE.
- ALL TERMINAL BLOCKS SHALL BE NUMBERED AS SHOWN IN THE DRAWINGS, COMPLETE WITH GROUP LABELING.
- ALL WIRES SHALL BE MARKED AS INDICATED ON THE DRAWINGS.
- ROUTE ALL 24 VDC WIRING SEPARATE FROM 120 VAC WIRINGS.
- JUMPER BARS SHALL BE USED INSTEAD OF WIRE JUMPERS WHERE POSSIBLE.
- FINAL CONTROL PANEL DIMENSIONS TO BE FINALIZED BY PANEL MANUFACTURER.

CONNECTOR LEGEND:

- BMX FCW 303 40-WAY CONNECTOR WITH FLYING LEADS
- BMX FTB 2010 SCREW CLAMP TERMINAL BLOCK

RIO-P301.R0
RACK: BME XBP 0800

PS	0	1	2	3	4	5	6	7	
BMX CFS 3020	CRA 312 10	SPACE (BMX XEM 010)	BME NOC 0301	SPACE (BMX XEM 010)	BMX DDI 3202K	SPACE (BMX XEM 010)	BMX DDO 3202K	SPACE (BMX XEM 010)	SPACE

(A) DETAIL - M580 PLC RACK CONFIGURATION
NTS

 DESIGNED BY: D. WILSON CHECKED BY: J. BOUCHARD DRAWN BY: G. NELSON APPROVED BY: D. WILSON SCALE: AS SHOWN ISSUED FOR CONSTRUCTION BY: B. STATION DATE: 2018/07/20 DATE: 2018/08/27 CONSULTANT NO.: 1-0102-ACBD-P313-001	ENGINEER'S SEAL	 THE CITY OF WINNIPEG WATER AND WASTE DEPARTMENT SOUTH END WATER POLLUTION CONTROL CENTRE TRAVELLING BRIDGES REFURBISHMENT AUTOMATION - CABINET LAYOUT PRIMARY CLARIFIERS LCP-P301-2, TRAVELLING BRIDGE PLC CABINET - RIO-P301 CITY DRAWING NUMBER: 1-0102-ACBD-P313 SHEET: 001 REV: 01 SIZE: A1	
	 Certificate of Authorization KGS Group No. 245		
	NO. REVISIONS DATE DESIGN CHECK		