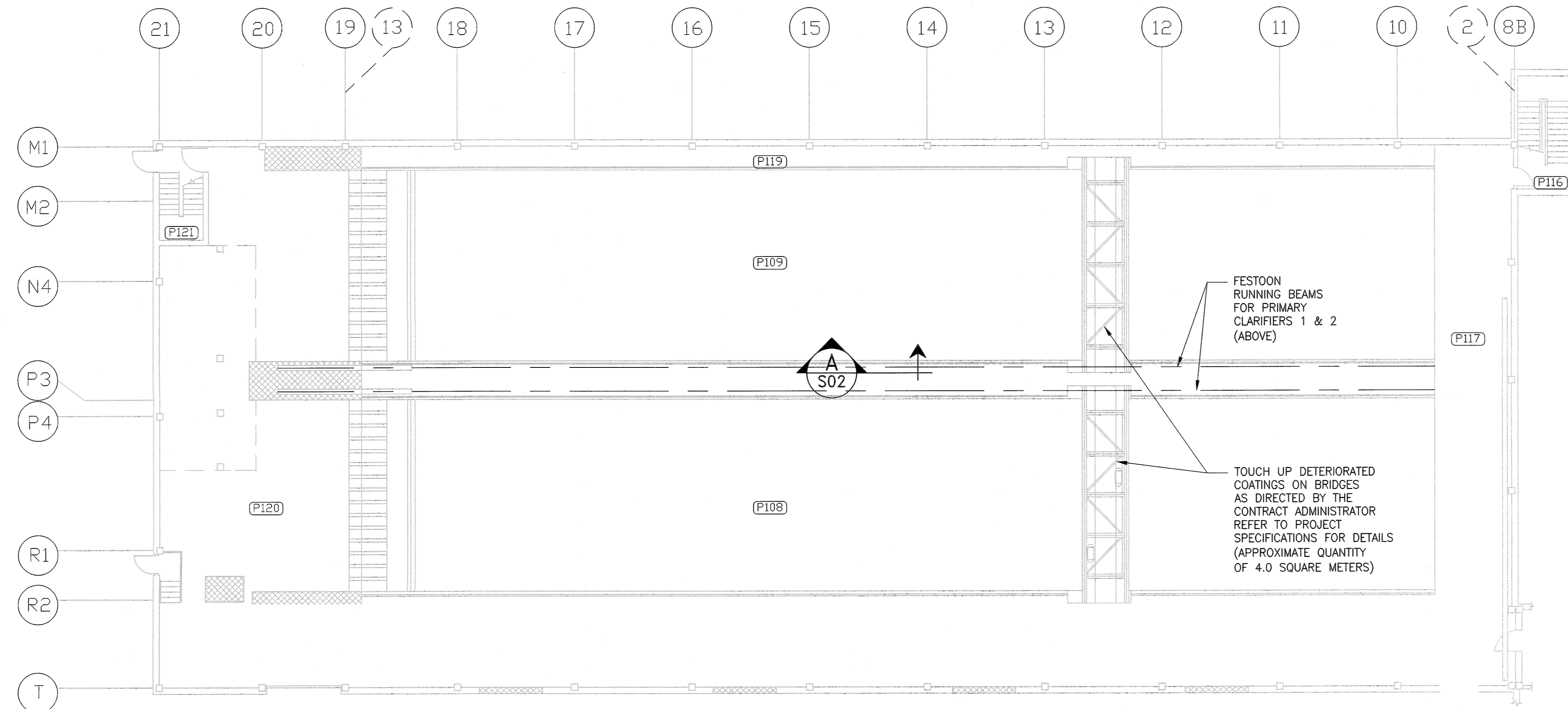
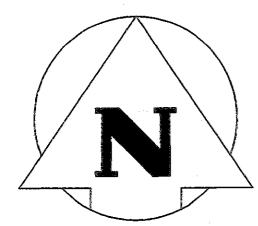
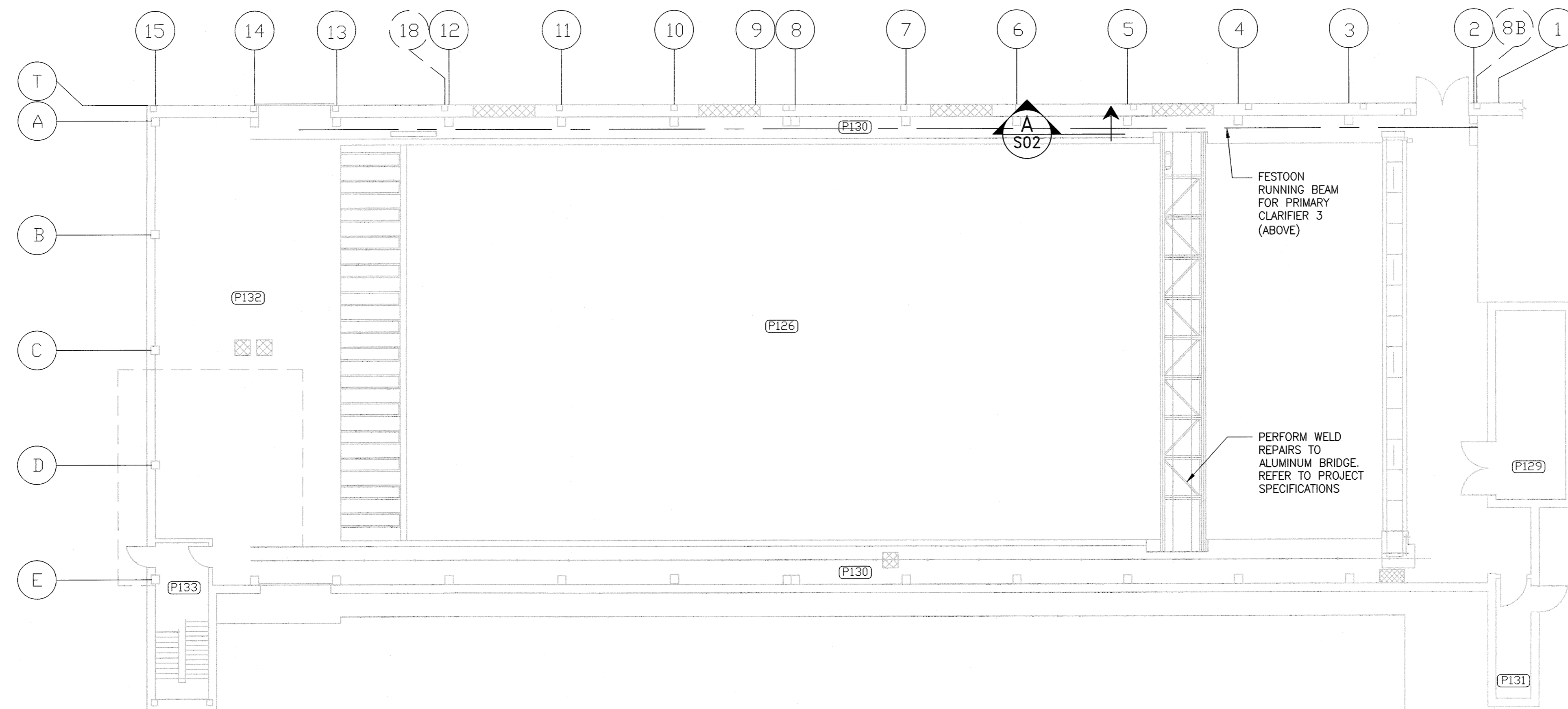


A1 SIZE - 594mm x 841mm




PLAN - PRIMARY CLARIFIERS 1 & 2 EL. 234.390m (MAIN FLOOR LEVEL)
SCALE: 1:150



PLAN - PRIMARY CLARIFIER 3 EL. 234.000m
SCALE: 1:150


METRIC
WHOLE NUMBERS INDICATE MILLIMETRES
DECIMALIZED NUMBERS INDICATE METRES

LAST SAVE: 2018/08/28 - 11:58am
PATH: P:\Projects\2018\18-0107-007\Struct\1-0102-SGAD-P002-001.dwg



NO.	REVISIONS	DATE	DESIGN	CHECK
0	ISSUED FOR CONSTRUCTION - 682-2018	2018/08/27	KRD	CMS

KGS GROUP CONSULTING ENGINEERS	
DESIGNED BY: K. DYCK	CHECKED BY: C. SIEPMAN
DRAWN BY: F. VALENCIA	APPROVED BY: R. DERKSEN
SCALE: AS SHOWN	ISSUED FOR CONSTRUCTION BY: B. STATION
DATE: 2018/07/20	DATE: 2018/08/27
CONSULTANT NO.: S01	



THE CITY OF WINNIPEG WATER AND WASTE DEPARTMENT			
SOUTH END WATER POLLUTION CONTROL CENTRE TRAVELLING BRIDGES REFURBISHMENT STRUCTURAL PRIMARY CLARIFIERS GENERAL ARRANGEMENT PLAN			
CITY DRAWING NUMBER 1-0102-SGAD-P002	SHEET 001	REV. 0	SIZE A1