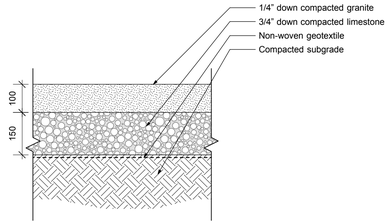

1 / L-501 Crushed Aggregate Surfacing, typ.
Scale: 1:10

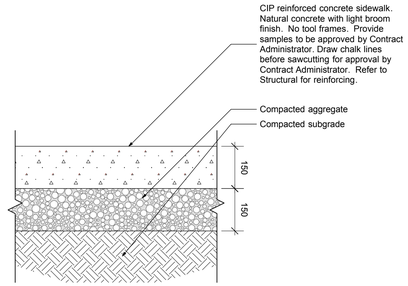

2 / L-501 CIP Concrete Pavement, typ.
Scale: 1:10

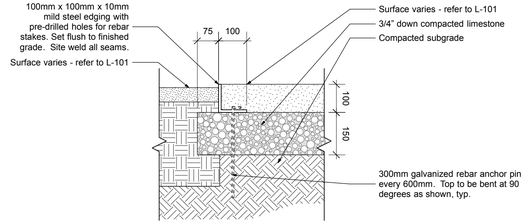

3 / L-501 Steel Edger, typ.
Scale: 1:10

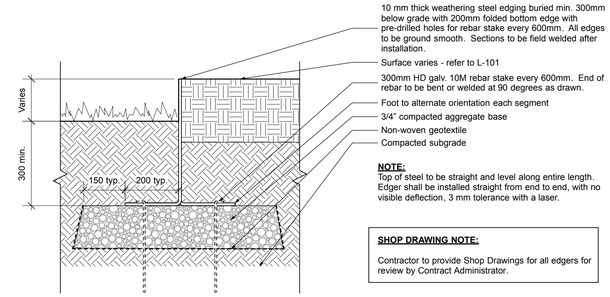

NOTE:
Top of steel to be straight and level along entire length. Edger shall be installed straight from end to end, with no visible deflection, 3 mm tolerance with a laser.

SHOP DRAWING NOTE:

Contractor to provide Shop Drawings for all edgers for review by Contract Administrator.

4 / L-501 Retaining Steel Edger, typ.
Scale: 1:10

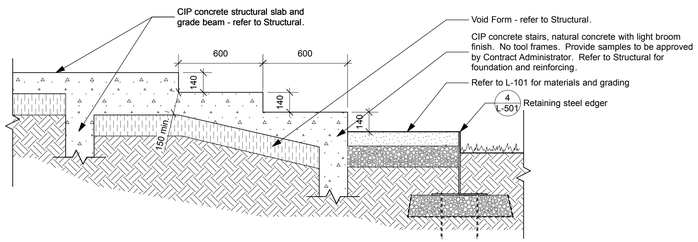

5 / L-501 CIP Concrete Stairs
Scale: 1:20

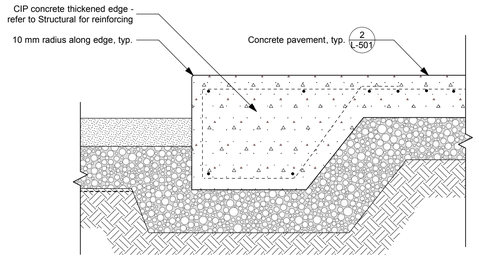

6 / L-501 CIP Thickened Edge, typ.
Scale: 1:10

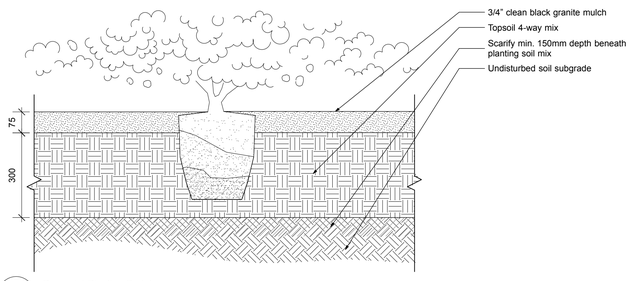

7 / L-501 Perennial Planting Bed, typ.
Scale: 1:10

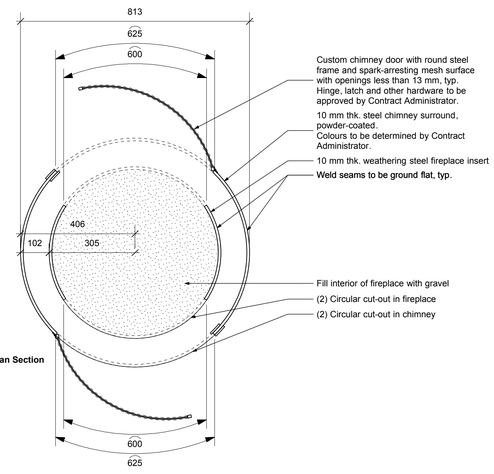

A-A Plan Section

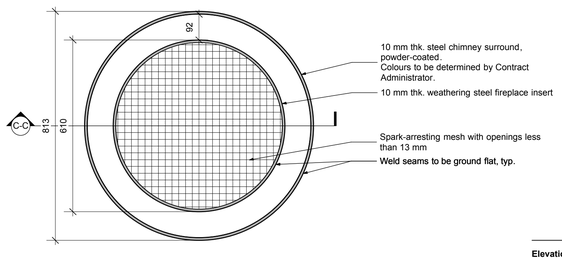

B-B Plan

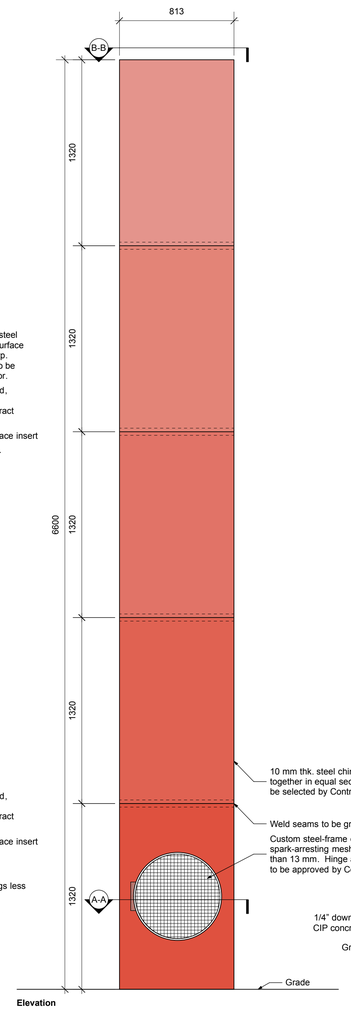

Elevation

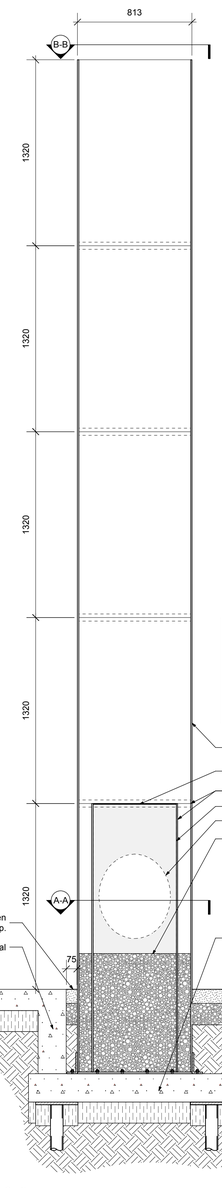

SHOP DRAWING NOTE:

1. Contractor to provide Shop Drawings for chimney and fireplace (sealed by an Engineer registered in the Province of Manitoba) for review by Contract Administrator.
2. Contract Administrator to approve all chimney and fireplace hardware.

C-C Section

9 / L-501 Custom Steel Fireplace and Chimney
Scale: 1:10

NOTES:

1. Dig planting pits down and outwards so water will not be collected directly below rootball.
2. Soak planting pit prior to planting.
3. Uncoil twisted or circling roots prior to planting.
4. Cut off any permanently kinked roots.
5. Remove all plastic off rootball prior to planting.
6. Pit to be dug with backhoe not tree spade.

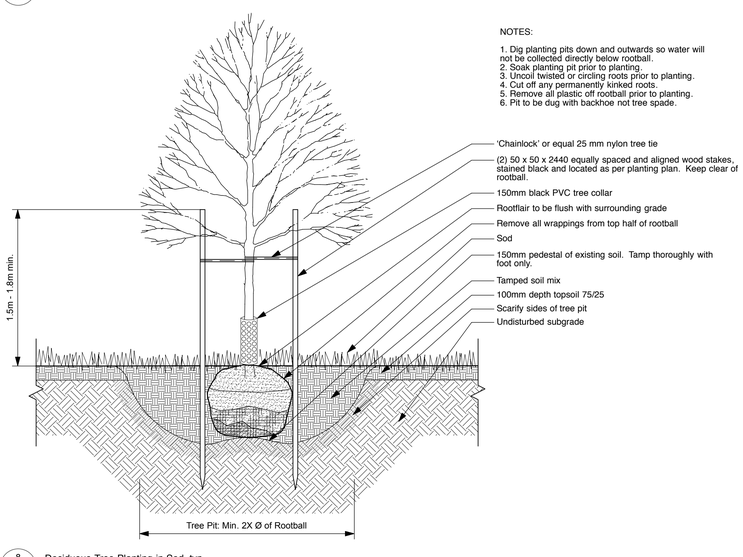

8 / L-501 Deciduous Tree Planting in Sod, typ.
Scale: 1:20

PUBLICCITY
Public City Architecture Inc
707 Sara Avenue
Winnipeg Manitoba
R3G 0Y8 204 475 9323
publiccityarchitecture.com

Owner

City of Winnipeg
185 King Street
Winnipeg, Manitoba
R3B 1J1
(204) 794-4418

Rev. No.	Date	Revision Notes
0.	2018.07.27	Issued for Construction

This drawing must not be scaled. The contractors shall verify all dimensions and other data on site prior to commencement of work. Discrepancies, errors, and omissions are to be reported to Public City Architecture Inc. prior to proceeding with the Work.

Drawings and specifications as instruments of service are the property of Public City Architecture Inc.; the copyright in the same being reserved.

No reproduction or revision to these drawings may be made without the permission of Public City Architecture Inc., and when made, must bear their name. All prints to be returned to Public City Architecture Inc. upon request.

Project

Crescent Drive Park Pavilion

Drawing

Details

Drawn By	Reviewed By
TL	LW
Scale	Drawing No.
As noted	L-501
Date	Project No.
2018.07.27	1448