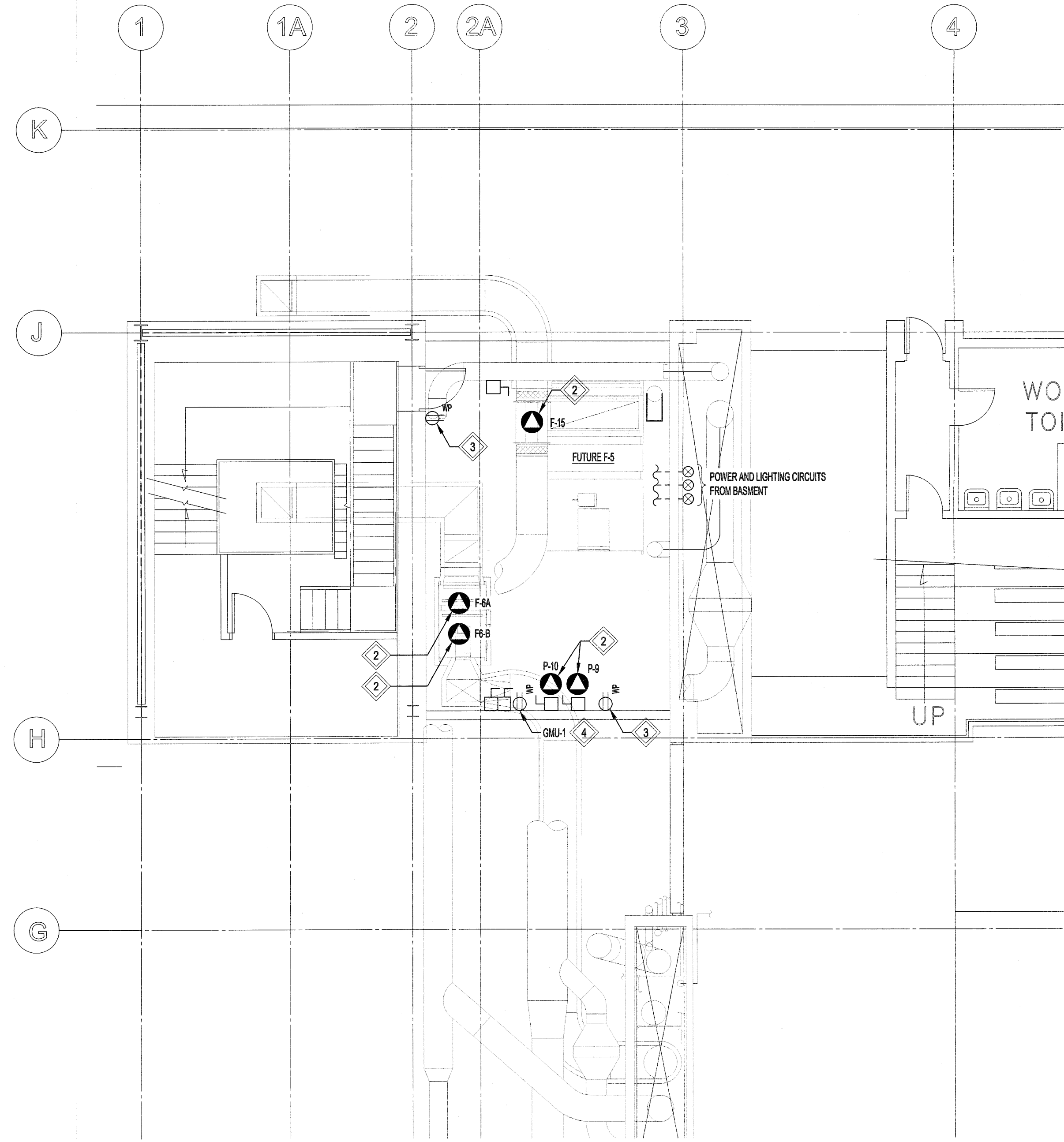
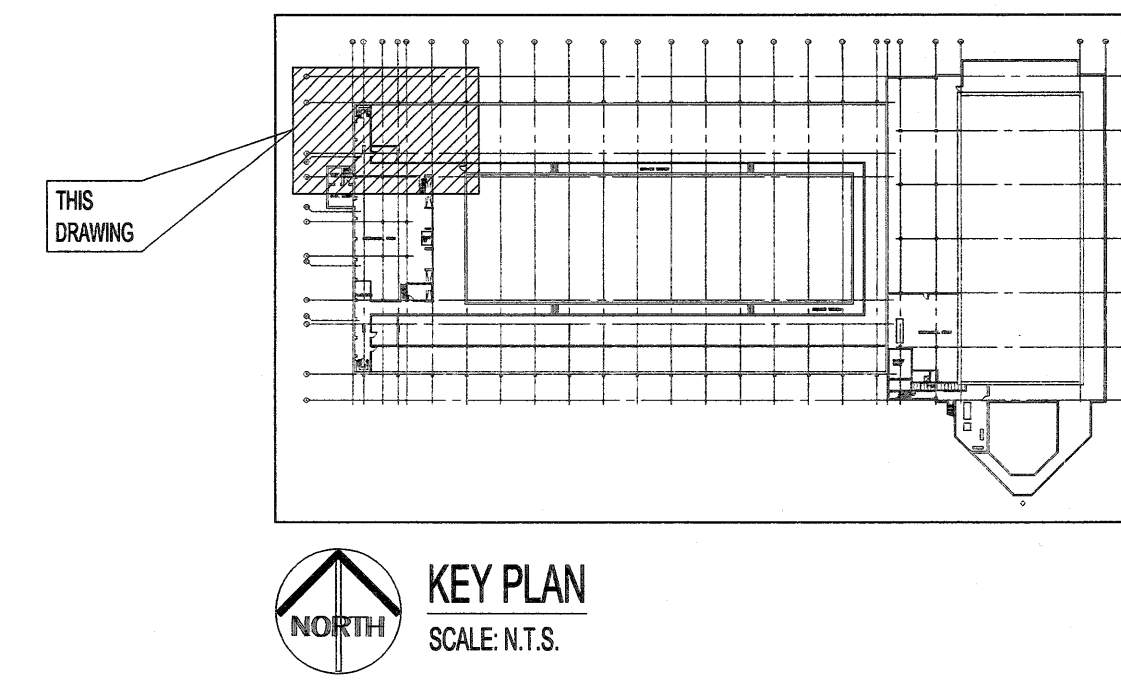


**PARTIAL FLOOR PLAN - DEMOLITION**  
SCALE 1:75



**MECHANICAL PLATFORM PLAN - NEW**  
SCALE 1:75



**NOTES:**

THESE DRAWINGS SHALL NOT BE SCALED.

THE CONTRACTOR SHALL VISIT THE SITE AND SATISFY ONESELF ALL DIMENSIONS, DATUM, AND DETAILED INFORMATION SHOWN ARE CORRECT.

THE CONTRACTOR IS TO REVIEW AND COORDINATE ALL ARCHITECTURAL, MECHANICAL, ELECTRICAL AND STRUCTURAL DRAWINGS FOR ADDITIONAL OPENINGS THROUGH FLOORS, WALLS, AND CEILINGS FOR DUCT, PIPE & ELECTRICAL RISERS AND ALL OPENINGS NOT SHOWN ON DRAWINGS.

ALL OPENINGS THROUGH THE FIRE SEPARATIONS AS A RESULT OF THE WORK OF THIS CONTRACT ARE TO BE FIRE STOPPED AND SEALED WITH ULC APPROVED FIRE STOPPING TO MAINTAIN THE INTEGRITY OF THE FIRE SEPARATION, AND PROVIDE AND SMOKE-TIGHT BARRIER.

ALL PRODUCTS AND MATERIALS TO BE USED AND INSTALLED SHALL CONFORM WITH MANUFACTURER'S SPECIFICATIONS & APPLICABLE CODES.

THE CONTRACTOR SHALL BE RESPONSIBLE TO PATCH AND MAKE GOOD ALL EXISTING CONSTRUCTION AFFECTED BY THE REMOVAL OF ALL ITEMS FORMING THE PART OF THE RENOVATION WORK.

WHERE NEW FLOORING AND BASE IS TO BE INSTALLED IN EXISTING AREAS (REFER TO FLOOR PLAN AND ROOM SCHEDULE) THE EXISTING FLOORING SURFACE AND BASE MUST BE REMOVED, UNLESS OTHERWISE NOTED. ALL FLOOR SURFACES SHALL BE PREPARED IN ACCORDANCE TO MANUFACTURER'S RECOMMENDATIONS FOR INSTALLATION OF NEW FLOOR.

WHERE PAINTING OF EXISTING WALLS IS INDICATED ON THE ROOM SCHEDULE, THESE WALLS MUST BE CLEANED OF ANY EXISTING WALL COVERING, PATCHED & PREPARED TO ACCEPT NEW MATERIAL, UNLESS OTHERWISE NOTED.

**KEYNOTES:**

- 1 DISCONNECT AND REMOVE ALL CONDUIT, WIRING, CONNECTORS AND ELECTRICAL EQUIPMENT FOR EXHAUST FAN F-15, AIR HANDLING UNIT F-8 AND GLYCOL CIRC. PUMP P-7 BACK TO MCC-1. RETAIN EXISTING STARTERS, OVERLOADS, ETC. WITHIN MCC-1 FOR REUSE.
- 2 PROVIDE NEW ELECTRICAL CONNECTIONS INCLUDING CONDUIT, WIRING AND DISCONNECT SWITCHES FOR THE NEW MECHANICAL EQUIPMENT.
- 3 POWER NEW CONVENIENCE RECEPTACLES FROM A NEW 15A, 1P BREAKER IN PANEL 'R' LOCATED IN THE BASEMENT ELECTRICAL ROOM.
- 4 POWER NEW GLYCOL MAKEUP UNIT RECEPTACLE FROM A NEW 15A, 1P BREAKER IN PANEL 'R' LOCATED IN THE BASEMENT ELECTRICAL ROOM.

No.	REVISION/DESCRIPTION	BY	DATE
0	ISSUED FOR TENDER	CLS	18.08.21

SEAL

DRAWN: SDG  
CHECKED: JS  
DESIGNED: CLS  
APPROVED: CLS

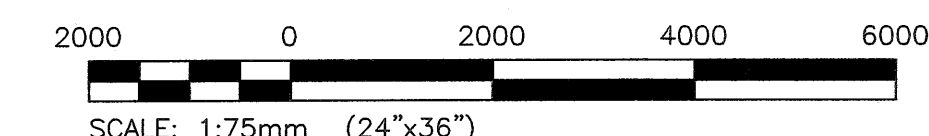
DATE: 2018/08/21  
USER: APPROVAL

THE CITY OF WINNIPEG  
PLANNING, PROPERTY AND  
DEVELOPMENT DEPARTMENT  
MUNICIPAL ACCOMMODATIONS DIVISION  
3-65 GARRY STREET, R3C 4K4

PROJECT  
BOILER ROOM  
COMBUSTION AIR UPGRADE  
AT PAN AM POOL  
25 POSEIDON BAY

SHEET TITLE  
**ELECTRICAL  
MECHANICAL PLATFORM PLAN**

SCALE: AS SHOWN  
PROJECT No: 18-0107-006  
SHEET No: **E03**



**ENGINEERS  
GEOSCIENTISTS  
MANITOBA**

Certificate of Authorization  
KGS Group  
No. 245

**KGS  
GROUP**

CONSULTING  
ENGINEERS