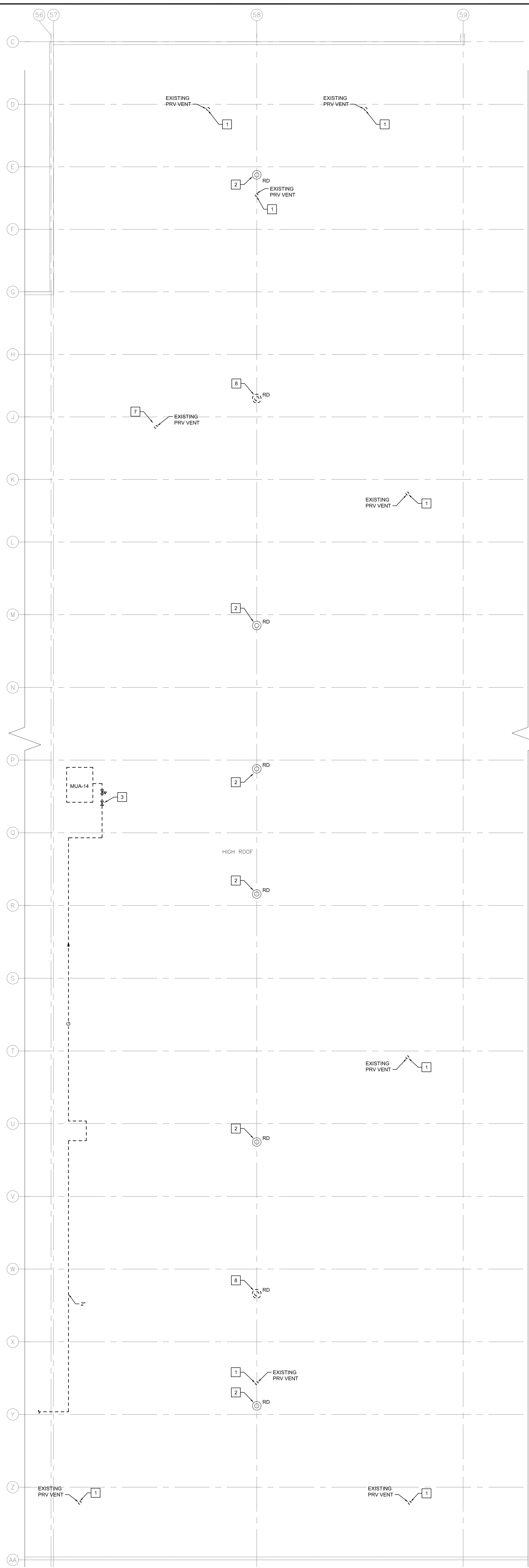


1 MAIN FLOOR PLAN - TRACK 13-24 - DEMOLITION - PLUMBING  
SCALE: 1/8" = 1'-0"



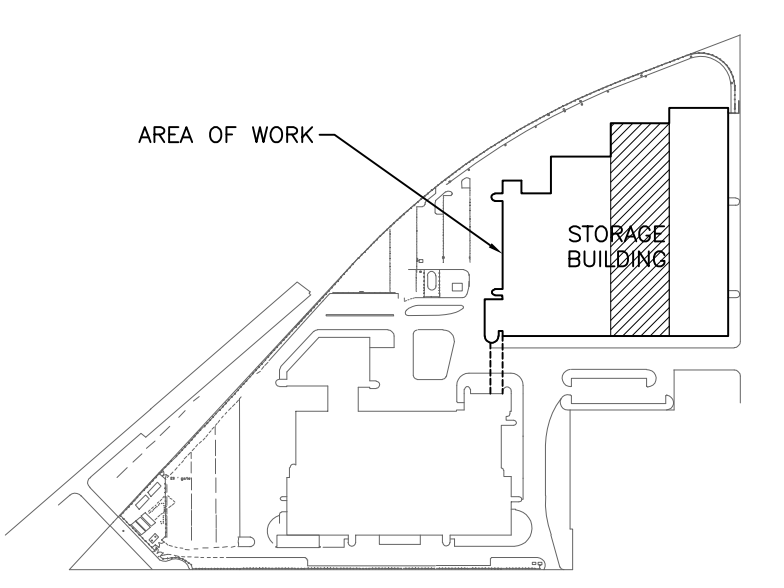
2 ROOF PLAN - TRACK 13-24 - DEMOLITION - PLUMBING  
SCALE: 1/8" = 1'-0"

**GENERAL NOTES**

- A. ALL ABANDONED EQUIPMENT AND SERVICES WITHIN AREA OF WORK SHALL BE REMOVED.
- B. THIS BUILDING MAY CONTAIN ASBESTOS. REFER TO FRONT END SPECIFICATIONS FOR FURTHER INFORMATION.
- C. REFER TO ROOF DETAILS AND SPECIFICATIONS FOR ALL NEW AND CAPPED OPENINGS.

**DEMOLITION KEY NOTES**

- 1. DEMOLISH AND REMOVE NATURAL GAS PIPING AND VENT BACK TO ISOLATION VALVE AS SHOWN. REPAIR AND SEAL PRV VENT ROOF OPENING REFER TO STRUCTURAL AND ROOFING SPECIFICATION / DETAILS.
- 2. EXISTING ROOF DRAINS TO REMAIN.
- 3. REMOVE EXISTING NATURAL GAS LINE SERVING MUA-14 ON THE ROOF BACK TO SOURCE IN MECHANICAL ROOM 504 REFER TO DRAWING M1.2 FOR CONTINUATION, REPAIR AND SEAL ROOF OPENING REFER TO STRUCTURAL AND ROOFING SPECIFICATION / DETAILS.
- 4. REMOVE EXISTING INFRARED HEATER AND ASSOCIATED CONTROLLER AND THERMOSTAT.
- 5. REMOVE EXISTING THERMOSTAT SERVING INFRARED HEATERS.
- 6. EXISTING INFRARED HEATER TO REMAIN.
- 7. RELOCATE EXISTING PRV VENT THROUGH THE ROOF AWAY FROM LOCATION OF NEW HRU. REFER TO DRAWING M2.1.
- 8. RELOCATE EXISTING ROOF DRAIN AWAY FROM LOCATION OF NEW HRU STEEL PLATFORM STAIRS. REFER TO M2.1 NEW CONSTRUCTION DRAWING.




KEY PLAN

NO.	Description	BY	DATE
1	ISSUED FOR ADDENDUM 3	JH	09/12/18
0	ISSUED FOR CONSTRUCTION	JH	09/11/18

ENGINEERS  
GEOSCIENTISTS  
MANITOBA  
Certificate of Authorization  
SMS Engineering Ltd.  
No. 166

OFFICIAL  
CONTRACT DRAWING  
BONED AND SEALED BY  
J.T. HOPKOCKS, P. ENG  
NOVEMBER 9, 2018

770 Bradford Street  
Winnipeg, Canada  
T 204 775 0291  
SMSeng.com



Project Title  
CITY OF WINNIPEG FORT ROUGE  
TRANSIT BASE - STORAGE TRACK  
13-24 - MECHANICAL UPGRADE

WINNIPEG MANITOBA  
Drawing Title  
MAIN FLOOR AND ROOF PLAN -  
TRACK 13-24 - DEMOLITION -  
PLUMBING

Drawn By	Checked By	Approved By
JC/AS	XZ	JH
Scale	Date	Project No.
AS NOTED	NOVEMBER, 2018	18-246-01
Revision Number	Drawing Number	Sheet Order
1	M1.1	1 OF 12