



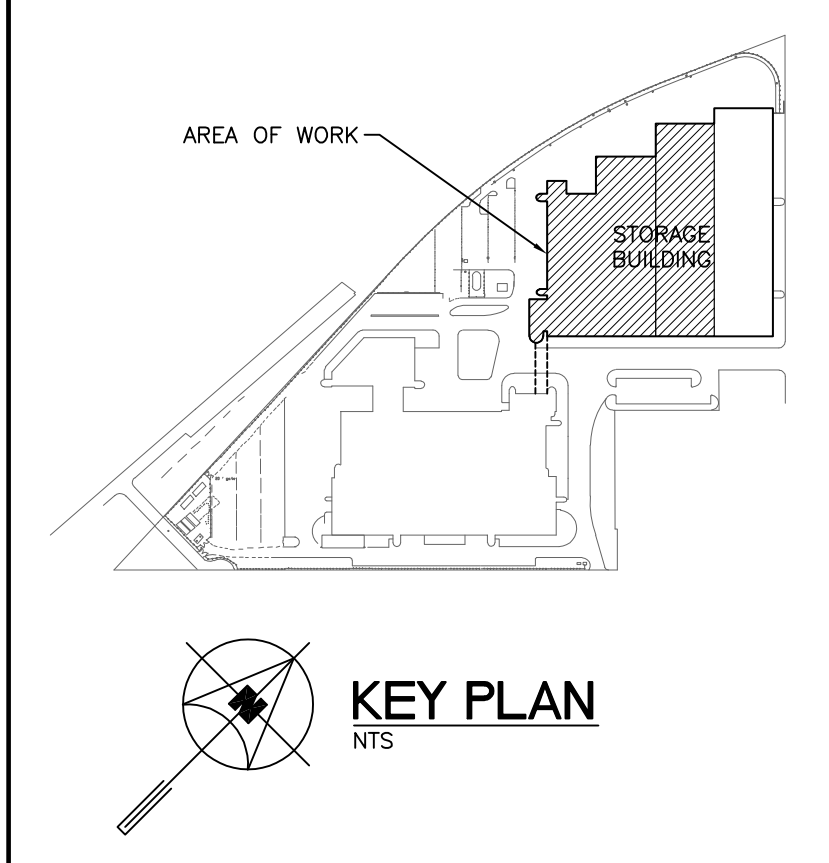
1 MAIN FLOOR PLAN - TRACK 13-24 - NEW CONSTRUCTION - HYDRONICS
SCALE: 1/16" = 1'-0"



2 ROOF PLAN - TRACK 13-24 - NEW CONSTRUCTION - HYDRONICS
SCALE: 1/16" = 1'-0"



- GENERAL NOTES**
- A. THIS BUILDING MAY CONTAIN ASBESTOS. REFER TO FRONT END SPECIFICATIONS FOR FURTHER INFORMATION.
 - B. REFER TO ROOF DETAILS AND SPECIFICATIONS FOR ALL NEW AND CAPPED OPENINGS.
- KEY NOTES**
1. CONNECT GHS AND GHR TO NEW HRUS ON ROOF.
 2. EXISTING CONDOX CONTROLLER BESIDE FIRE ALARM PANEL.
 3. CONDOX DETECTORS TIED INTO EXISTING CONTROLLER.
 4. HEAT RECOVERY UNITS THERMOSTATS.
 5. CAP LINES FOR FUTURE.
 6. CONNECT NEW 4" GHS AND GHR PIPING TO EXISTING.
 7. NEW FLEX CONNECTIONS TO ACCOMMODATE UP TO 2" OF LATERAL MOVEMENT OF STEEL STAND.
 8. FIRESTOP ALL NEW AND EXISTING PENETRATIONS THROUGH WALL AT GRIDLINE 59. WORK SHALL INCLUDE ALL MECHANICAL AND ELECTRICAL PENETRATIONS.
 9. EXISTING JCI METABSYS CONTROL PANEL/AUTOMATION ENGINE.



NO.	Description	BY	DATE
1	ISSUED FOR ADDENDUM 3	JH	09/12/18
0	ISSUED FOR CONSTRUCTION	JH	09/11/18

**ENGINEERS
GEOSCIENTISTS**
 MANITOBA
 Certificate of Authorization
SMS Engineering Ltd.
 No. 166

ORIGINAL
 CONTRACT DRAWING
 BONED AND SEALED BY
 J.T. HOPKOCKS, P. ENG
 NOVEMBER 9, 2018

770 Bradford Street
 Winnipeg, Canada
 T 204 775 0291
 SMSeng.com

**SMS
ENGINEERING**

Project Title
**CITY OF WINNIPEG FORT ROUGE
 TRANSIT BASE - STORAGE TRACK
 13-24 - MECHANICAL UPGRADE**

WINNIPEG MANITOBA
**MAIN FLOOR AND ROOF PLAN -
 TRACK 13-24 - NEW
 CONSTRUCTION - HYDRONICS**

Drawn By	Checked By	Approved By
JC/AS	XZ	JH
Scale AS NOTED	Date NOVEMBER, 2018	Project No. 18-246-01
Revision Number 1	Drawing Number M2.5	Sheet Order 10 OF 12