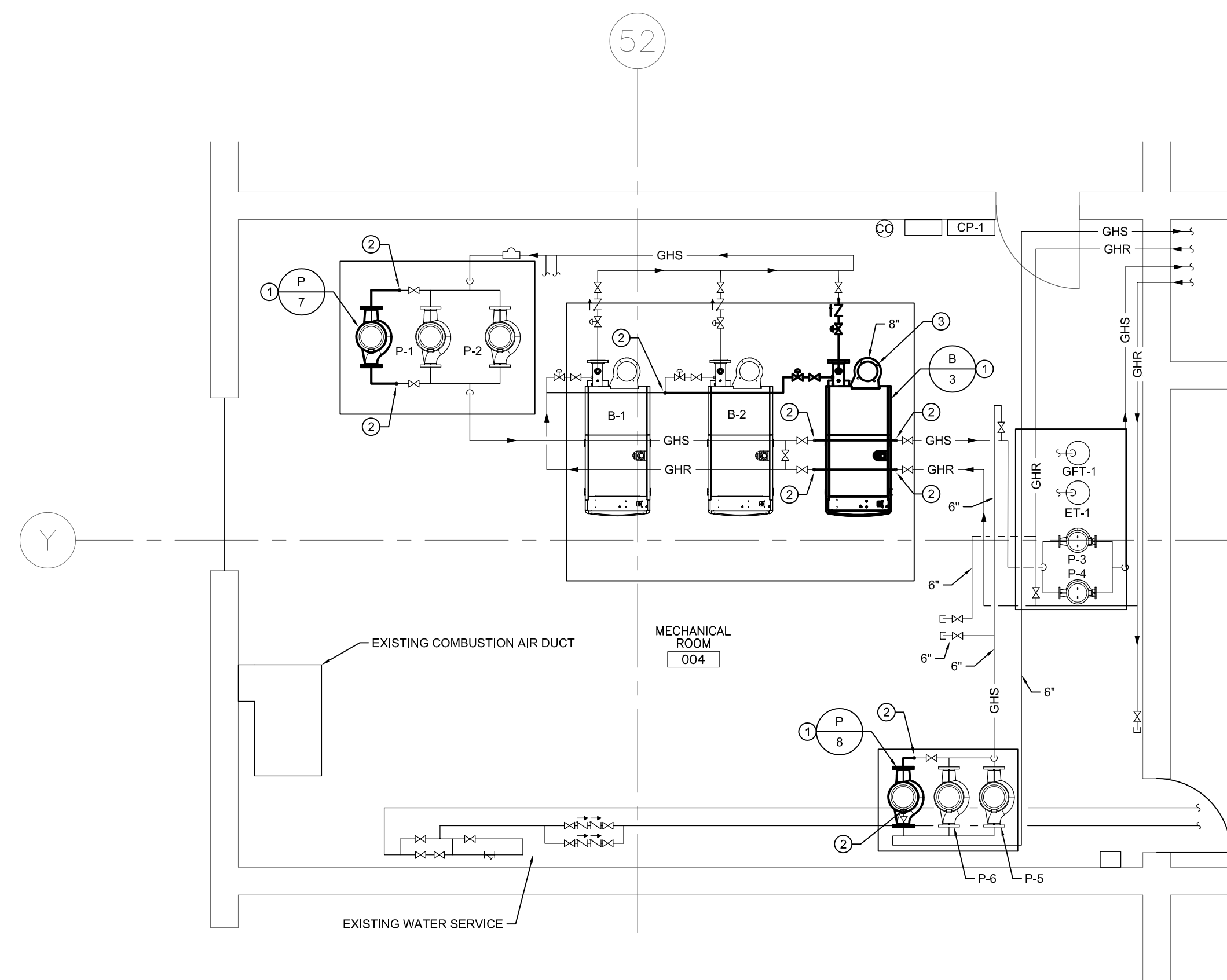
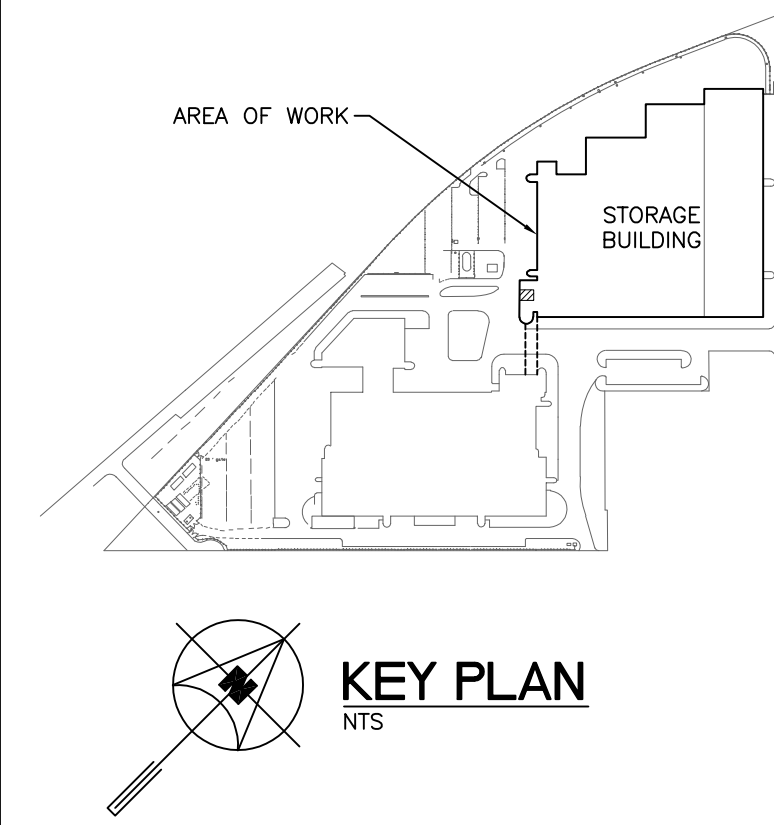


**GENERAL NOTES**

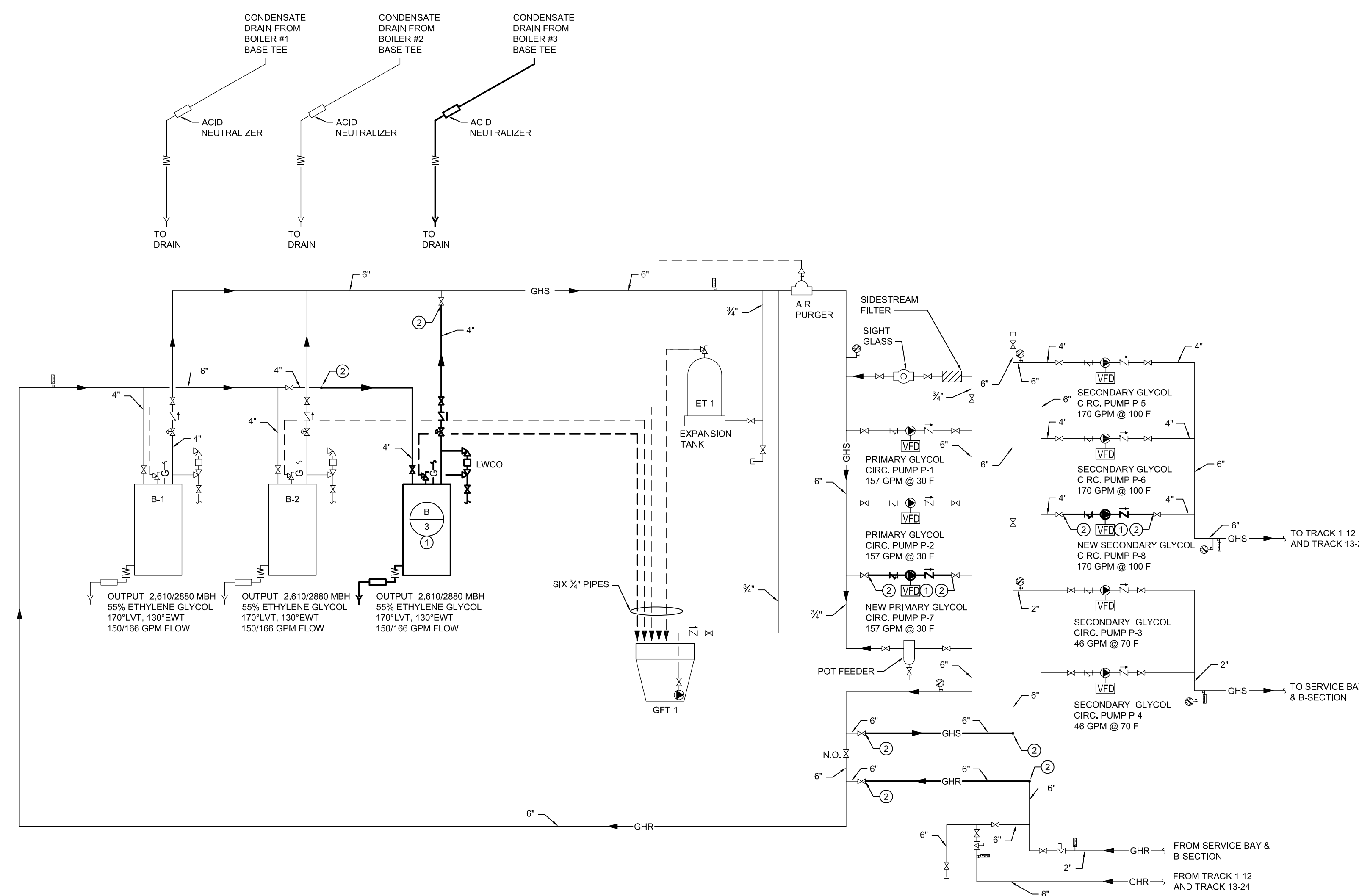
- A. ALL ABANDONED EQUIPMENT AND SERVICES WITHIN AREA OF WORK SHALL BE REMOVED.
- B. THIS BUILDING MAY CONTAIN ASBESTOS. REFER TO FRONT END SPECIFICATIONS FOR FURTHER INFORMATION.
- C. REFER TO ROOF DETAILS AND SPECIFICATIONS FOR ALL NEW AND CAPED OPENINGS.

**KEY NOTES** @

- 1. NEW EQUIPMENT ON EXISTING 4" HOUSEKEEPING PAD.
- 2. CONNECT NEW PIPING TO EXISTING APPROXIMATELY AT THIS POINT.
- 3. BOILER VENTING UP THROUGH ROOF. DETERMINE FINAL ROUTING ON SITE TO AVOID EXISTING GAS PIPING. REFER TO DETAIL MD-4



**1 MECHANICAL ROOM ENLARGED PLAN - NEW CONSTRUCTION**  
SCALE: 1/4" = 1'-0"



**2 HYDRONICS SCHEMATIC - NEW CONSTRUCTION**  
SCALE: N.T.S.

NO.	Description	BY	DDMMYY
1	ISSUED FOR ADDENDUM 3	JH	09/12/18
0	ISSUED FOR CONSTRUCTION	JH	09/11/18

**ENGINEERS  
GEOSCIENTISTS**  
MANITOBA  
Certificate of Authorization  
**SMS Engineering Ltd.**  
No. 166

OFFICIAL  
CONTRACT DRAWING  
BONED AND SEALED BY  
J.T. HOPKOCKS, P. ENG  
NOVEMBER 9, 2018

770 Bradford Street  
Winnipeg, Canada  
T 204 775 0291  
SMSeng.com

**SMS  
ENGINEERING**

Project Title  
**CITY OF WINNIPEG FORT ROUGE  
TRANSIT BASE - STORAGE TRACK  
13-24 - MECHANICAL UPGRADE**

Winnipeg MANITOBA  
**MECHANICAL ROOM ENLARGED  
PLAN, HYDRONICS SCHEMATIC -  
NEW CONSTRUCTION**

Drawn By	Checked By	Approved By
JC	XZ	JH
Scale AS NOTED	Date NOVEMBER, 2018	Project No. 18-246-01
Revision Number <b>1</b>	Drawing Number <b>M2.6</b>	Sheet Order 11 OF 12