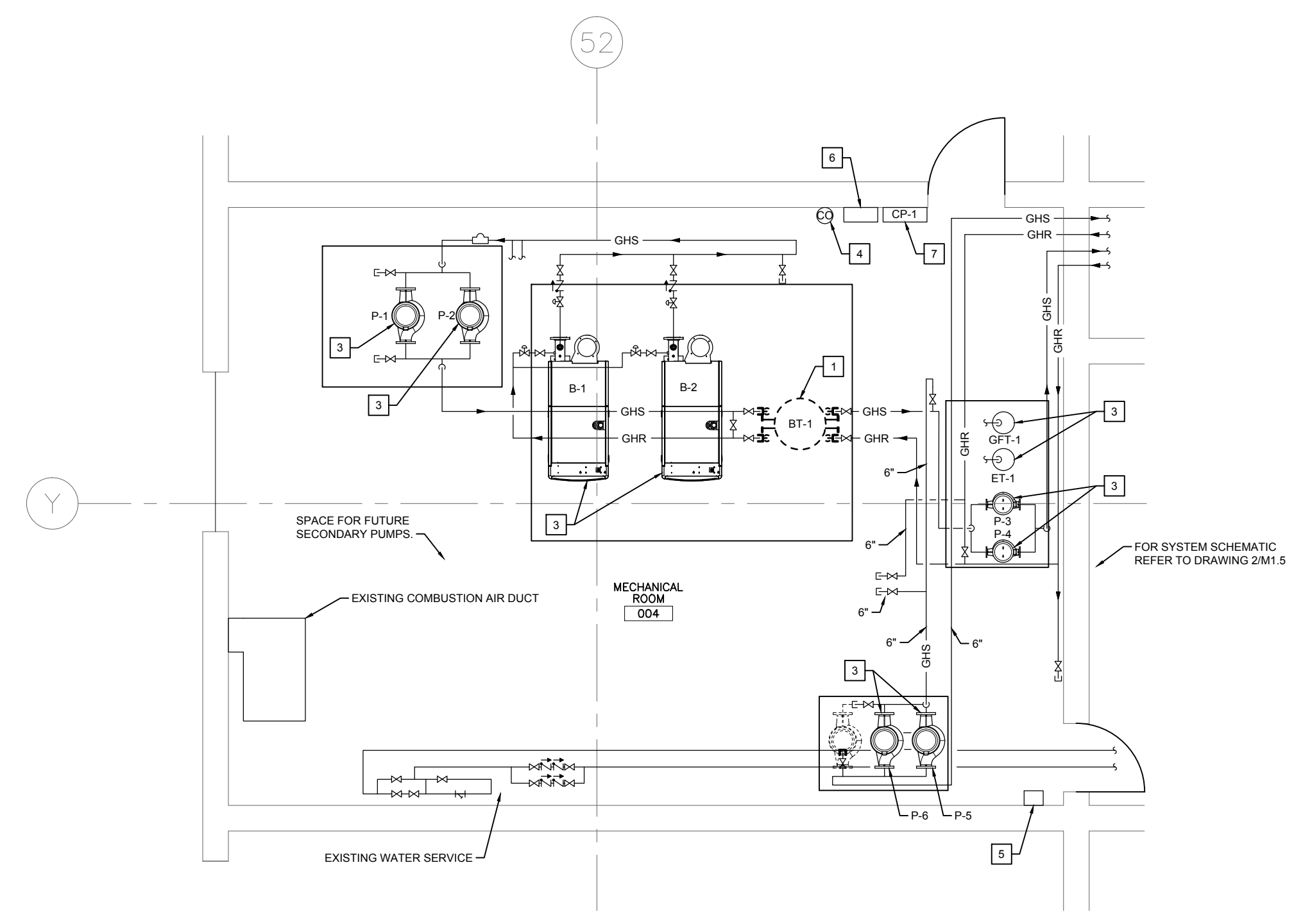


**GENERAL NOTES**

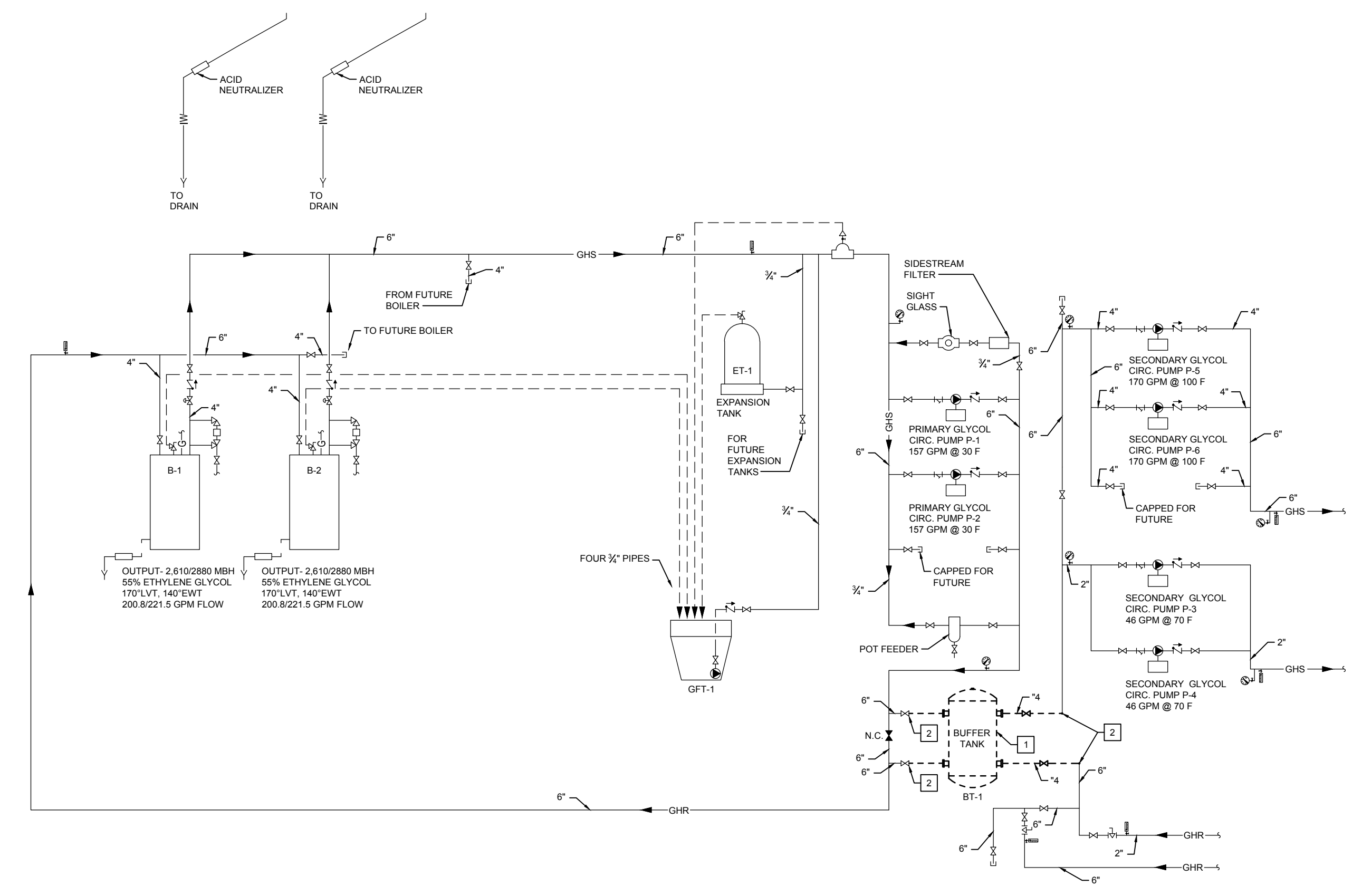
- A. ALL ABANDONED EQUIPMENT AND SERVICES WITHIN AREA OF WORK SHALL BE REMOVED.
- B. THIS BUILDING MAY CONTAIN ASBESTOS. REFER TO FRONT END SPECIFICATIONS FOR FURTHER INFORMATION.
- C. REFER TO ROOF DETAILS AND SPECIFICATIONS FOR ALL NEW AND CAPPED OPENINGS.

**DEMOLITION KEY NOTES**

- 1. REMOVE EXISTING BUFFER TANK. CAP OFF PIPING AS SHOWN.
- 2. REMOVE EXISTING PIPING APPROXIMATELY UP TO THIS POINT. CAP OFF REMAINING PIPING.
- 3. EXISTING MECHANICAL EQUIPMENT TO REMAIN.
- 4. EXISTING MECHANICAL ROOM GAS DETECTOR TO REMAIN.
- 5. EXISTING BOILER PLANT E-STOP TO REMAIN.
- 6. EXISTING GAS DETECTION SYSTEM INTERFACE TO REMAIN.
- 7. EXISTING BOILER CONTROL PANEL TO REMAIN.




**1 MECHANICAL ROOM ENLARGED PLAN - DEMOLITION**  
SCALE: 1/4" = 1'-0"



**2 HYDRONICS SCHEMATIC - DEMOLITION**  
SCALE: N.T.S.

NO.	Description	BY	DATE
0	ISSUED FOR CONSTRUCTION	JH	09/11/18
		DDMMYY	



770 Bradford Street  
Winnipeg, Canada  
T 204 775 0351  
SMS Engineering Ltd.  
SMSeng.com

Project Title  
**CITY OF WINNIPEG FORT ROUGE TRANSIT BASE - STORAGE TRACK 13-24 - MECHANICAL UPGRADE**

Winnipeg Manitoba  
Drawing Title  
**MECHANICAL ROOM ENLARGED PLAN, HYDRONICS SCHEMATIC - DEMOLITION**

Drawn By AS/AS	Checked By XZ	Approved By JH
Scale AS NOTED	Date NOVEMBER, 2018	Project No. 18-240-01
Revision Number 0	Drawing Number M1.5	Sheet Order 5 of 12