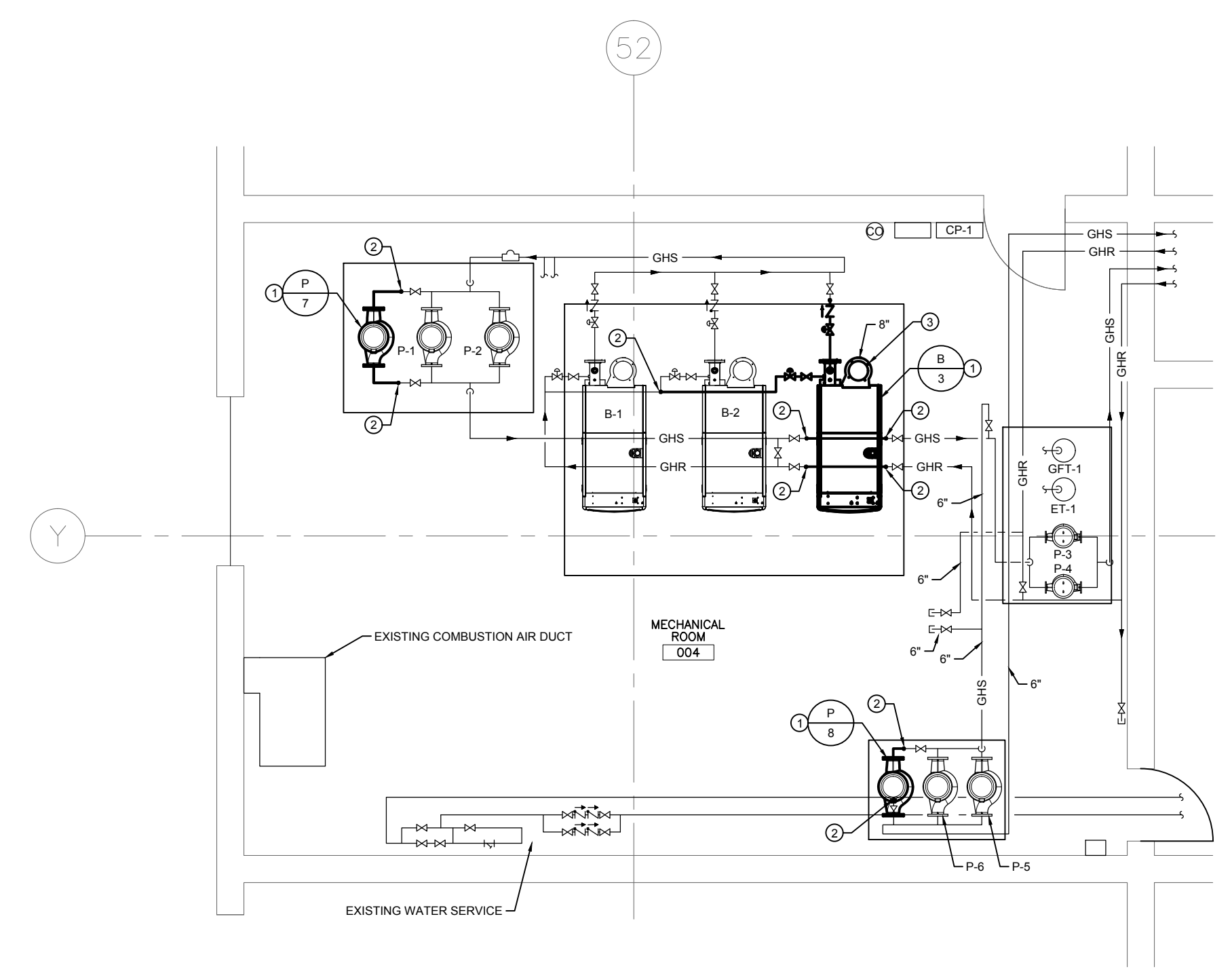


GENERAL NOTES

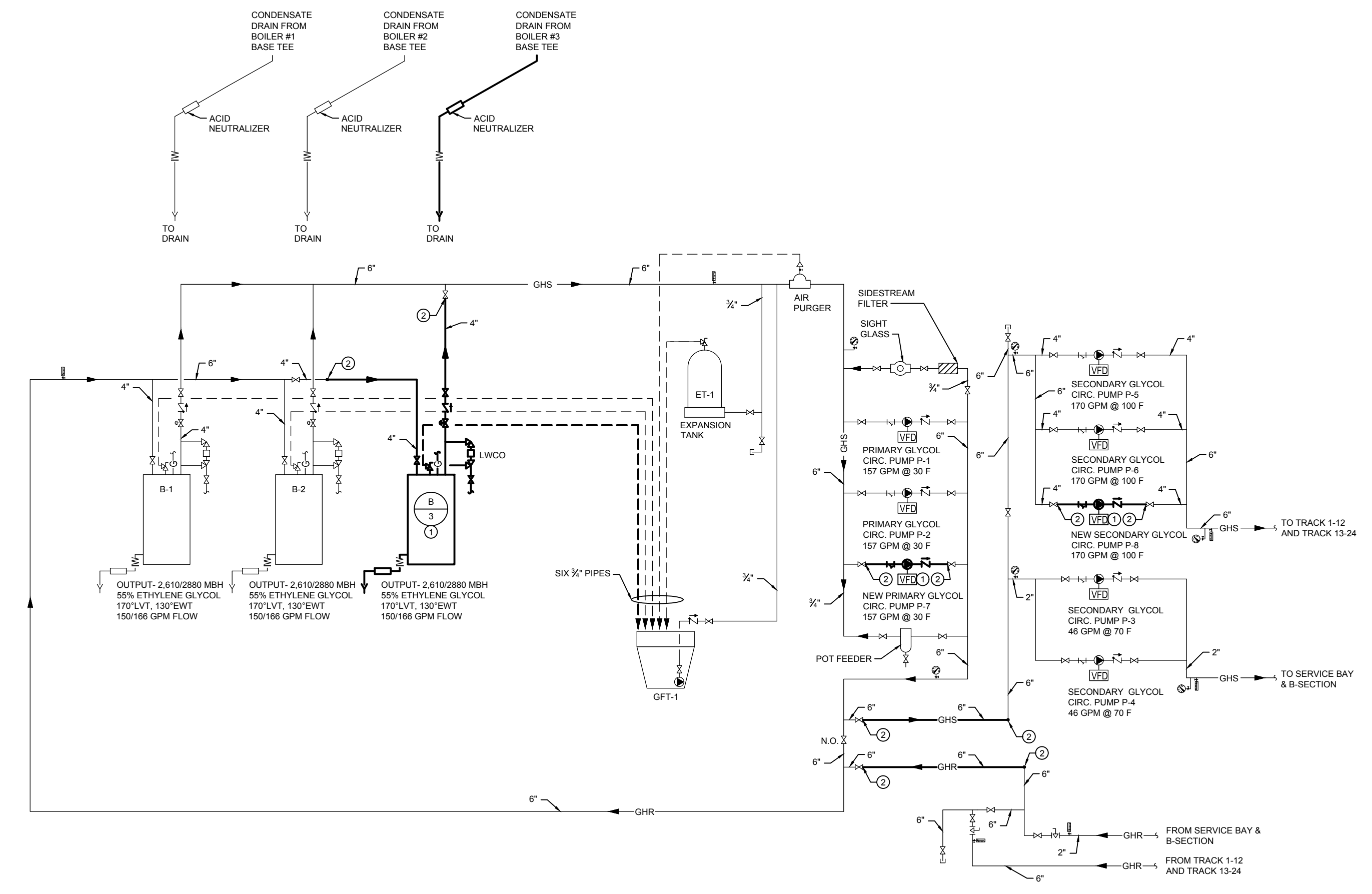
- A. ALL ABANDONED EQUIPMENT AND SERVICES WITHIN AREA OF WORK SHALL BE REMOVED.
- B. THIS BUILDING MAY CONTAIN ASBESTOS. REFER TO FRONT END SPECIFICATIONS FOR FURTHER INFORMATION.
- C. REFER TO ROOF DETAILS AND SPECIFICATIONS FOR ALL NEW AND CAPPED OPENINGS.

KEY NOTES

- 1. NEW EQUIPMENT ON EXISTING 4" HOUSEKEEPING PAD.
- 2. CONNECT NEW PIPING TO EXISTING APPROXIMATELY AT THIS POINT.
- 3. BOILER VENTING UP THROUGH ROOF. DETERMINE FINAL ROUTING ON SITE TO AVOID EXISTING GAS PIPING. REFER TO DETAIL MD-4.




1 MECHANICAL ROOM ENLARGED PLAN - NEW CONSTRUCTION
SCALE: 1/4" = 1'-0"



2 HYDRONICS SCHEMATIC - NEW CONSTRUCTION
SCALE: N.T.S.

NO.	Description	BY	DATE
0	ISSUED FOR CONSTRUCTION	JH	09/11/18
		DM	02/06/17



770 Bradford Street
Winnipeg, Canada
T 204 775 0352
SMSeng.com

**CITY OF WINNIPEG FORT ROUGE
TRANSIT BASE - STORAGE TRACK
13-24 - MECHANICAL UPGRADE**

WINNIPEG MANITOBA
Drawing Title
**MECHANICAL ROOM ENLARGED
PLAN, HYDRONICS SCHEMATIC -
NEW CONSTRUCTION**

Drawn By JC	Checked By XZ	Approved By JH
Scale AS NOTED	Date NOVEMBER, 2018	Project No. 18-240-01
Revision Number 0	Drawing Number M2.6	Sheet Order 11 of 12