

ELECTRICAL ROOM: ELECTRICAL PLAN LAYOUT
SCALE: 1 : 20

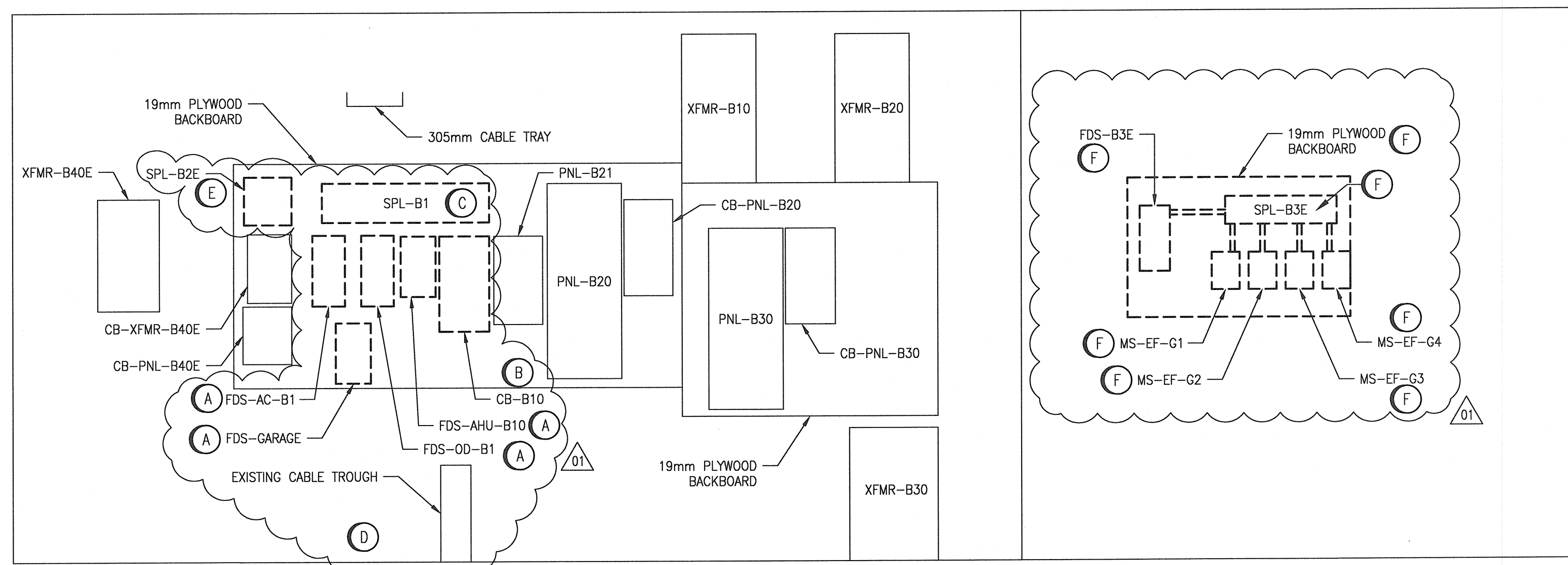
LEGEND
 ——— EXISTING
 - - - - - DEMOLISH

DEMOLITION NOTES:

- (A) DEMOLISH EXISTING FUSED DISCONNECTS FDS-AC-B1, FDS-OD-B1, FDS-AHU-B10, AND FDS-GARAGE..
- (B) DEMOLISH EXISTING ENCLOSED CIRCUIT BREAKER CB-B10.
- (C) DEMOLISH EXISTING SPLITTER, SPL-B1.
- (D) CUT BACK EXISTING CONDUITS TO APPROXIMATELY 102mm ABOVE THE FINISHED FLOOR (TOP FLUSH WITH THE NEW HOUSEKEEPING PAD) TO ALLOW FOR THE INSTALLATION OF THE HOUSE KEEPING PAD AND DISTRIBUTION PANEL. CONFIRM CONDUIT ON SITE.
- (E) DEMOLISH SPL-B2E.
- (F) DEMOLISH SPL-B3E, FDS-B3E, MS-EF-G1, MS-EF-G2, MS-EF-G3, MS-EF-G4 AND ALL ASSOCIATED CABLING/CONDUIT INCLUDING THE 19mm PLYWOOD BACKBOARD.

GENERAL NOTES:

1. THIS DRAWING ONLY SHOWS THE DEMOLITION WORK IN ELECTRICAL ROOM. REFER TO DRAWING 1-0640B-E0003 FOR NEW WORK IN ELECTRICAL ROOM.
2. REFER TO ASBESTOS REPORTS IN APPENDIX B. ASBESTOS IS PRESENT IN AND/OR PRESUMED TO BE PRESENT IN (BUT NOT LIMITED TO) THE FOLLOWING:
 FLOOR : TERRAZZO SURFACE
 WALL : DRYWALL
 VERMICULITE INSULATION (MASONRY)
 PLASTER (CERAMIC TILES & PREFORMED BLOCK)
 ADHESIVE/MASTIC (CERAMIC TILES)

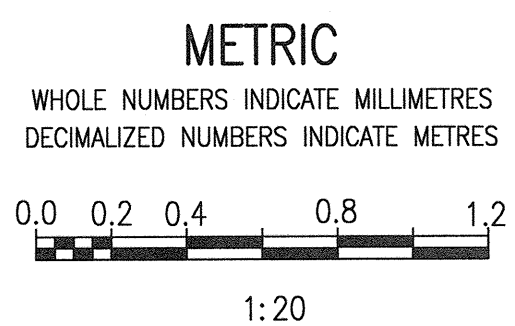


(A) WEST WALL ELEVATION
SCALE: 1:20

(B) NORTH WALL ELEVATION
SCALE: 1:20


NOTES:

1. THIS DRAWING SUPERSEDES DRAWING Q-MCP-188.
2. THIS DRAWING IS BASED ON EXISTING DOCUMENTATION.
3. CLOUDED PORTIONS OF THIS DRAWING INDICATE WORK TO BE COMPLETED - EITHER REMOVALS OR ADDITION AS INDICATED. REFER TO DEMOLITION AND CONSTRUCTION NOTES.



NO.	REVISIONS	DATE	DESIGN	CHECK
01	ISSUED FOR TENDER AND CONSTRUCTION	2019/10/18	VE	KS
00	ISSUED FOR CONSTRUCTION	2017/08/01	BJC	BJC

		SNC-LAVALIN INC. 148 Nature Park Way Winnipeg, MB, Canada R3P 0X7 204-786-8080	
DESIGNED BY: V. ELIMBAN	CHECKED BY: B. CLEVEN	DATE: 2011/07/08	DATE: 2019/10/18
DRAWN BY: S. FUNK	APPROVED BY: B. CLEVEN	CONSULTANT NO.:	
SCALE: 1:20	ISSUED FOR CONSTRUCTION BY: W. WEISS		



THE CITY OF WINNIPEG WATER AND WASTE DEPARTMENT			
MCPHILLIPS PUMPING STATION PLAN LAYOUT AND EQUIPMENT ELEVATION COLLECTIONS BUILDING ELECTRICAL ROOM - DEMOLITION			
CITY DRAWING NUMBER 1-0640B-E0002	SHEET 001	REV. 01	SIZE A1

1-0640B-E0003	PLAN LAYOUT AND ELEVATION, NEW WORK
1-0640B-E0001	ELECTRICAL SINGLE LINE DIAGRAM, COLLECTIONS BUILDING
DRAWING NUMBER	REFERENCE DRAWINGS