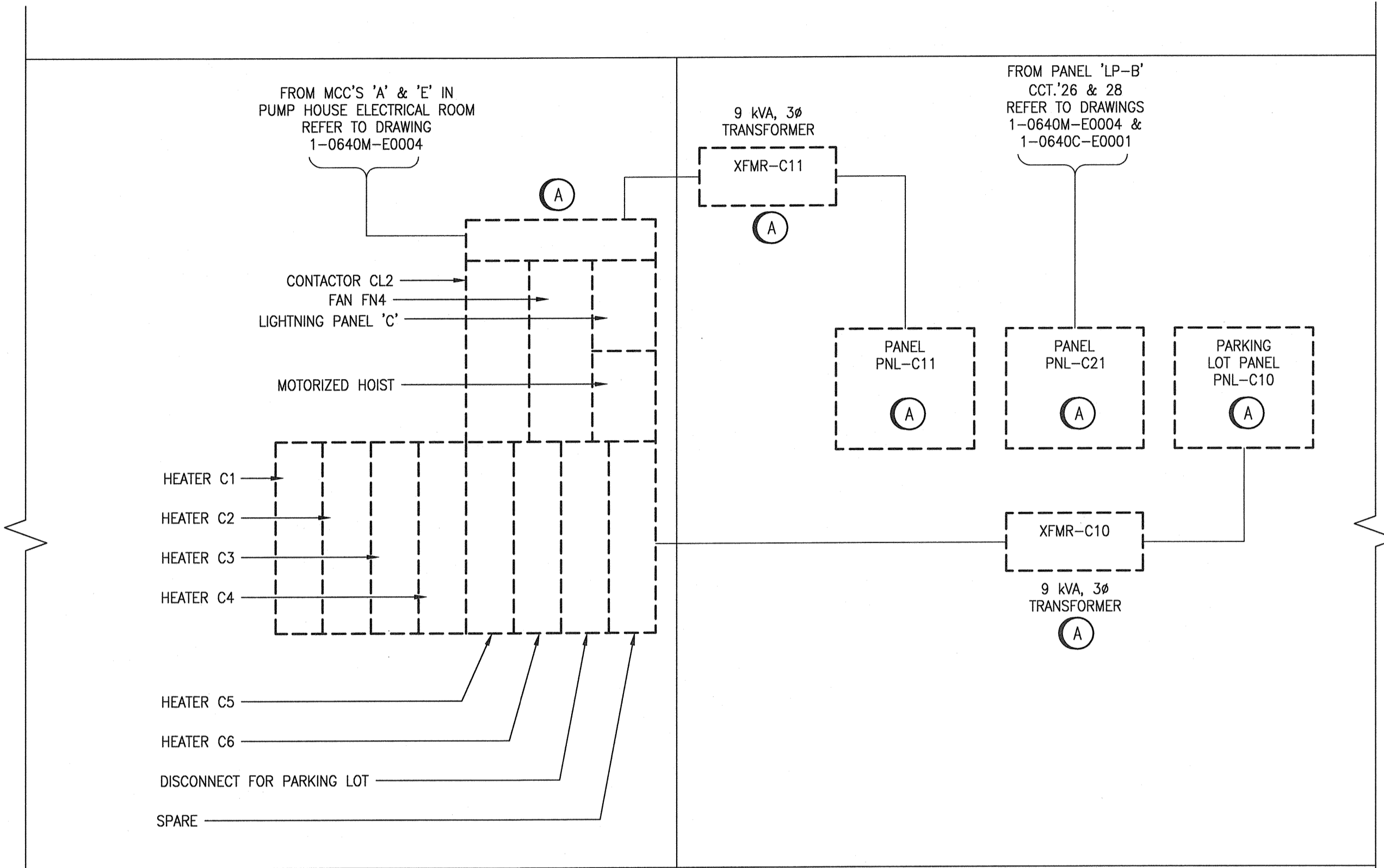


**TUNNEL LEVEL ACCESS TO CHLORINE BUILDING**  
SCALE: 1:20



**WEST WALL ELEVATION**  
SCALE: N.T.S.

**NORTH WALL ELEVATION**  
SCALE: N.T.S.

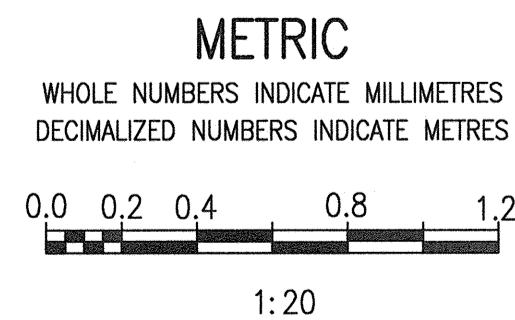
**LEGEND:**  
 ——— EXISTING  
 - - - - - DEMOLITION

**DEMOLITION NOTES:**  
 (A) DEMOLISH EXISTING MCC-C1, XFMR-C10, XFMR-C11, PNL-C10, PNL-C11 AND PNL-C21 AND ASSOCIATED CONDUIT AND CABLING.

**GENERAL NOTES:**  
 1. REFER TO ASBESTOS REPORTS IN APPENDIX B. ASBESTOS IS PRESENT IN AND/OR PRESUMED TO BE PRESENT IN (BUT NOT LIMITED TO) THE FOLLOWING:  
 PIPING : RAIN WATER LEADER (SWEAT WRAP PIPE INSULATION & PARGING OVER FIBERGLASS)  
 WALL : VERMICULITE INSULATION (MASONRY) PLASTER (PERFORMED BLOCK)

**NOTES:**  
 1. THIS DRAWING SUPERSEDES DRAWING Q-MCP-191 AND PART OF DRAWING Q-MCP-192.  
 2. THIS DRAWING WAS GENERATED FROM EXISTING CITY OF WINNIPEG DOCUMENTATION, AND WAS NOT SITE VERIFIED IN DETAIL.  
 3. THIS DRAWING SUPERSEDES DRAWING 1-0640M-E0005, REVISION 01.

1-0640C-E0012	ELECTRICAL - HAZARDOUS LOCATION, CHLORINE BLDG GROUND LEVEL
1-0640C-E0007	ELECTRICAL EQUIPMENT PLAN, CHLORINE BUILDING
1-0640C-E0001	ELECTRICAL SINGLE LINE DIAGRAM, CHLORINE BUILDING
DRAWING NUMBER	REFERENCE DRAWINGS



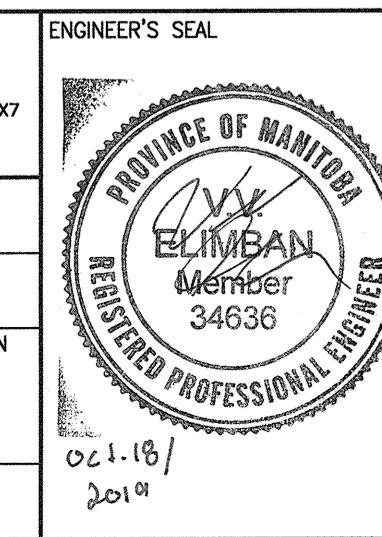
NO.	REVISIONS	DATE	DESIGN	CHECK
00	ISSUED FOR TENDER AND CONSTRUCTION	2019/10/18	SB	KS

**SNC-LAVALIN INC.**  
 148 Nature Park Way  
 Winnipeg, MB, Canada R3P 0X7  
 204-786-8080

DESIGNED BY: S. BOGHOSIAN  
 DRAWN BY: J. GRAGASIN  
 SCALE: NTS  
 DATE: 2019/01/22

CHECKED BY: K. SAPIAK  
 APPROVED BY: D. BECKER  
 ISSUED FOR CONSTRUCTION BY: A. WEISS  
 DATE: 2019/10/18

CONSULTANT NO.:



**THE CITY OF WINNIPEG**  
 WATER AND WASTE DEPARTMENT

MCPHILLIPS PUMPING STATION  
 ELECTRICAL AND HVAC UPGRADES, MCC REPLACEMENT  
 EQUIPMENT PLAN & ELEVATION  
 CHLORINE BUILDING  
 DEMOLITION PLAN

CITY DRAWING NUMBER: 1-0640C-E0002  
 SHEET: 001  
 REV: 00  
 SIZE: A1