

B SIZE - 279mm x 432mm

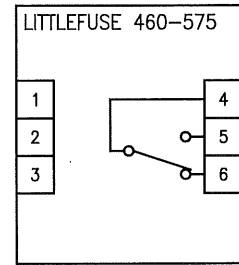
General DWG\01 McPhillips\1-0640M-A0077-001-00.dwg

LAST SAVE: 2019/10/30 9:47am

PATH: M:\661472\4ENG\48IC\DD -

MCC-M710

CP-M826

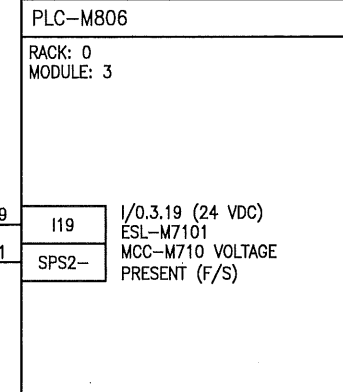
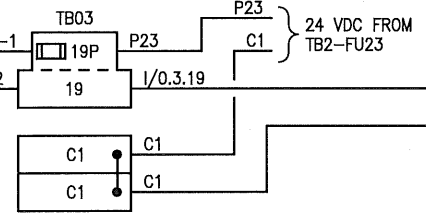


ESL M7101

CA-M7101  
2C, 16 AWG, CIC, 600V  
IN CONDUIT

M7101-1  
M7101-2

M7101-1  
M7101-2




NOTES

- 1. DRY CONTACT IS CLOSED WHEN 600V POWER IS PRESENT.
- ASSOCIATED REFERENCE DRAWINGS:  
 1-0640M-E0032  
 1-0640M-E0033  
 1-0640M-A0052



SNC-LAVALIN INC.  
 148 Nature Park Way  
 Winnipeg, MB, Canada R3P 0X7  
 204-786-8080

ENGINEER'S SEAL



MCPHILLIPS PUMPING STATION  
 LOOP DIAGRAM  
 MCC-M710 VOLTAGE PRESENT  
 ESL-M7101

NO.	REVISIONS	DATE	DESIGN	CHECK
00	ISSUED FOR TENDER AND CONSTRUCTION	2019/10/18	VE	BC

DESIGNED BY: V. ELIMBAN	CHECKED BY: B. CLEVEN
DRAWN BY: J. GRAGASIN	APPROVED BY: D. BECKER
SCALE: NTS	DATE: 2019/03/29
BY: A. WEISS	DATE: 2019/10/18
ISSUED FOR CONSTRUCTION	
CONSULTANT NO.:	

CITY DRAWING NUMBER 1-0640M-A0077	SHEET 001	REV. 00	SIZE B
--------------------------------------	--------------	------------	-----------