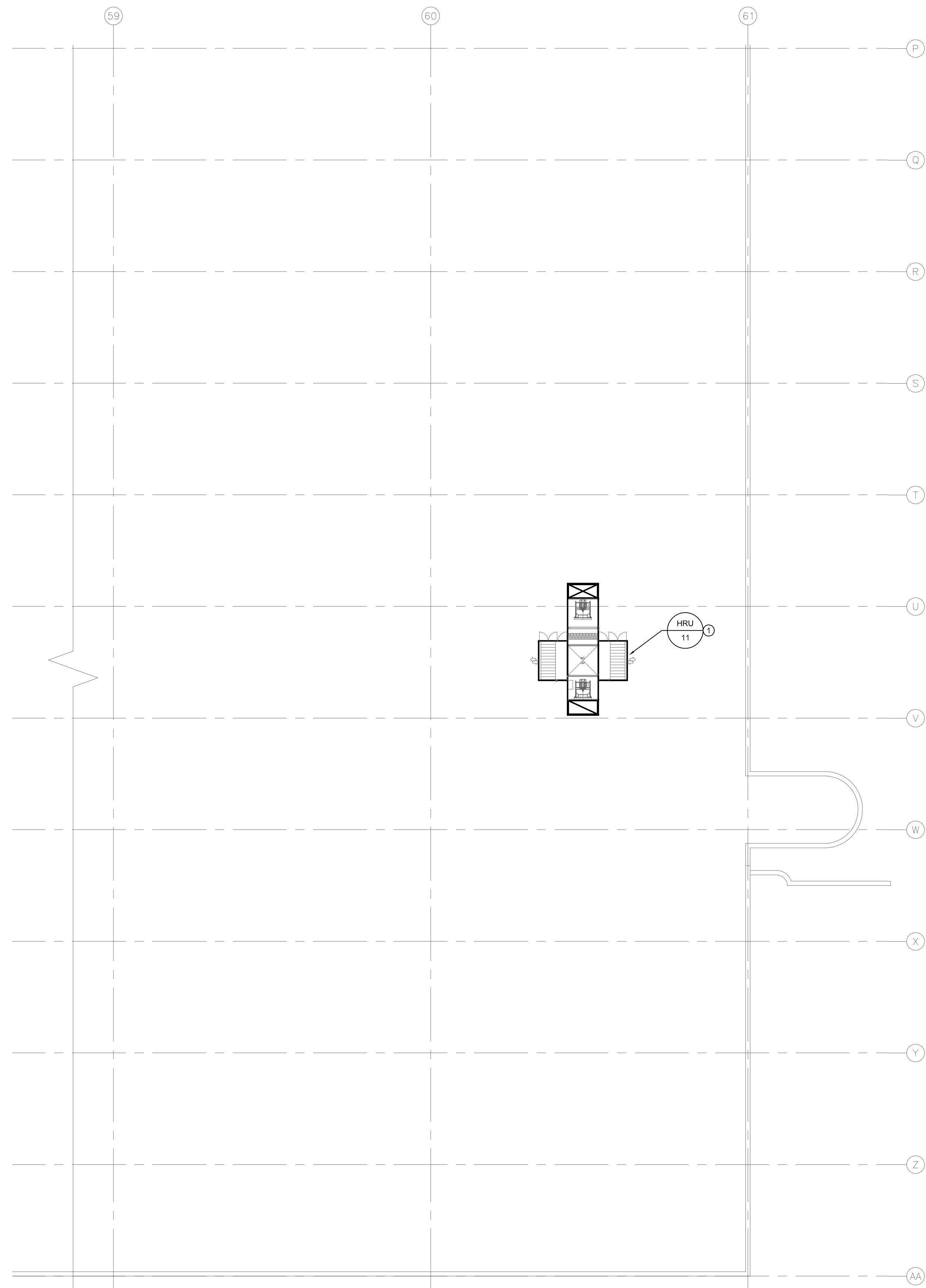
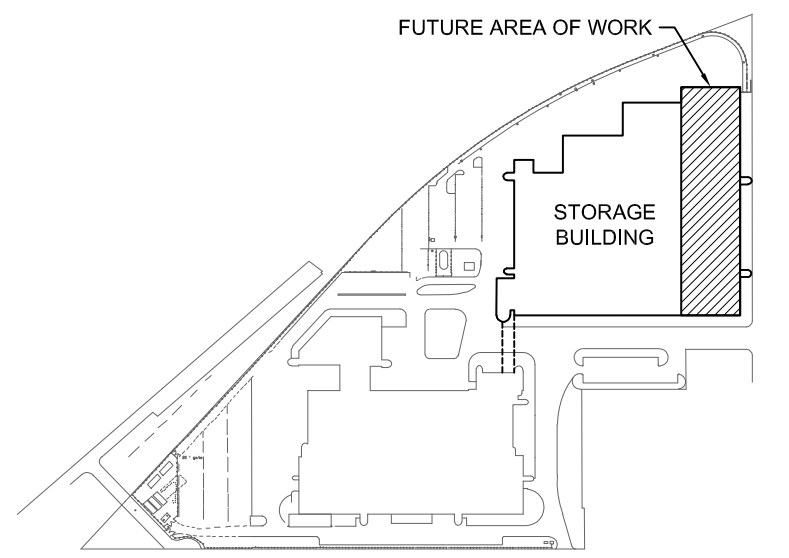


1  
M1.1  
SCALE: 1/16" = 1'-0"  
ROOF PLAN - TRACK 25-36 - MECHANICAL - NEW CONSTRUCTION (GRID LINES A-P)



2  
M1.1  
SCALE: 1/16" = 1'-0"  
ROOF PLAN - TRACK 25-36 - MECHANICAL - NEW CONSTRUCTION (GRID LINES P-AA)




KEY PLAN  
NTS

KEY NOTES

- NEW HRU'S TO BE SUPPLIED AND DELIVERED TO WINNIPEG FOR FUTURE CONSTRUCTION / INSTALLATION. CONTRACT LOCATIONS OF HRU'S ON ROOF SHOWN FOR INFORMATION ONLY. HRU'S TO BE INSTALLED ON ELEVATED STRUCTURAL STEEL PLATFORM UNDER SEPARATE CONTRACT. REFER TO STRUCTURAL AND ELECTRICAL DETAILS ON TITLE PAGE FOR REFERENCE.

NO.	Description	BY	DDMMYY
0	ISSUED FOR CONSTRUCTION	JH	12/11/19

ENGINEERS  
GEOSCIENTISTS  
MANITOBA  
Certificate of Authorization  
SMS Engineering Ltd.  
No. 166



770 Bradford Street  
Winnipeg, Canada  
T 204 775 0291  
SMSeng.com  
**SMS**  
ENGINEERING

Project Title  
**SUPPLY AND DELIVERY OF  
STORAGE TRACK 25-36  
HEAT RECOVERY UNITS AT  
FOUR ROUGE TRANSIT BASE  
WINNIPEG MANITOBA**

Drawing Title  
**ROOF PLAN -  
TRACK 25-36 -  
MECHANICAL -  
NEW CONSTRUCTION**

Drawn By IE	Checked By XZ	Approved By JH
Scale AS NOTED	Date NOVEMBER, 2019	Project No. 19-332-01
Revision Number 0	Drawing Number M1.1	Sheet Order 1 OF 1