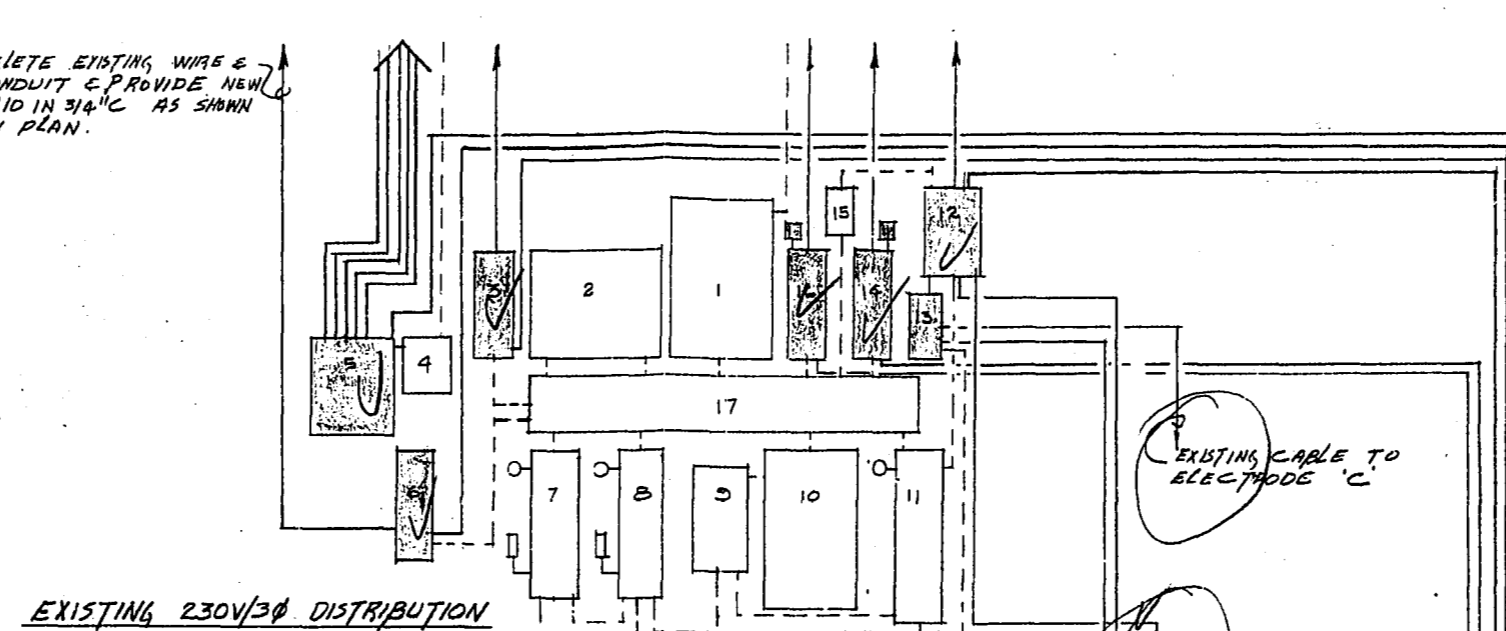


*THE CONTRACTOR SHALL REMOVE ANY ELECTRICAL EQUIPMENT AFFECTED BY NEW ROOF HATCH & RELOCATE ADJACENT TO HATCH

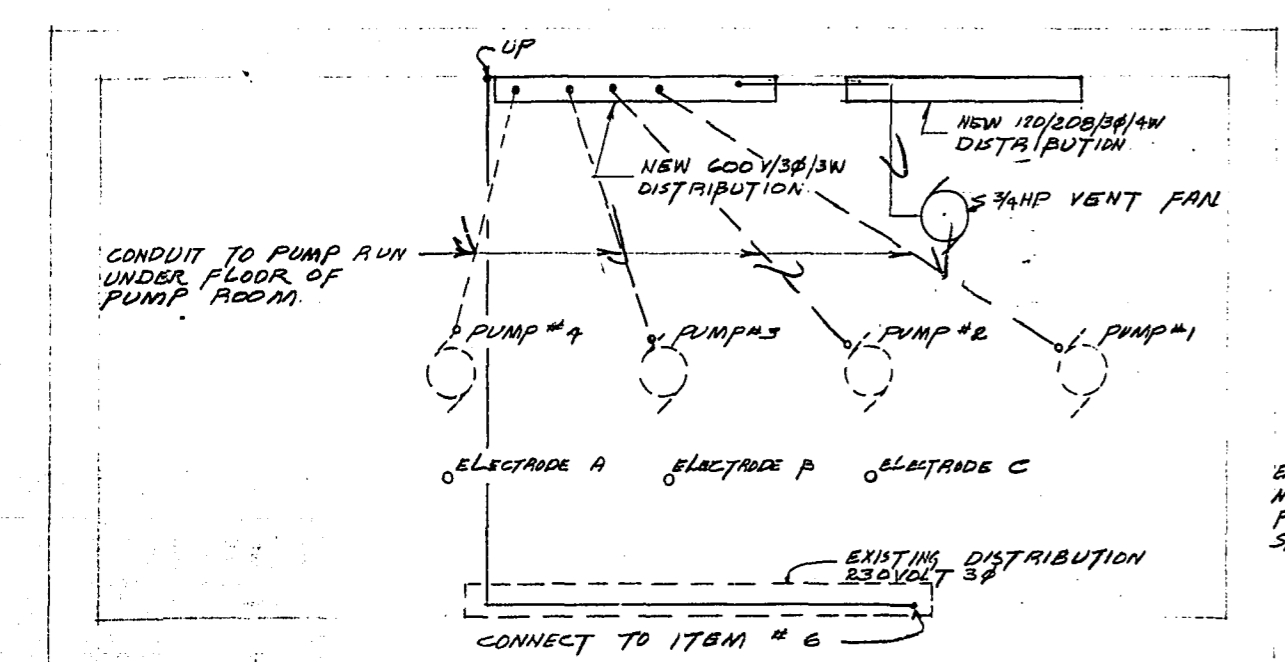
METER SOCKET (2 EXISTING SOCKETS - DELETE ONE & REUSE OTHER IF POSSIBLE)

EXISTING CONDUIT & WIRE SHOWN IN SOLID LINES SHALL REMAIN AS IS UNLESS NOTED OTHERWISE. EXISTING CONDUIT & WIRE SHOWN IN DOTTED LINES SHALL BE REMOVED.

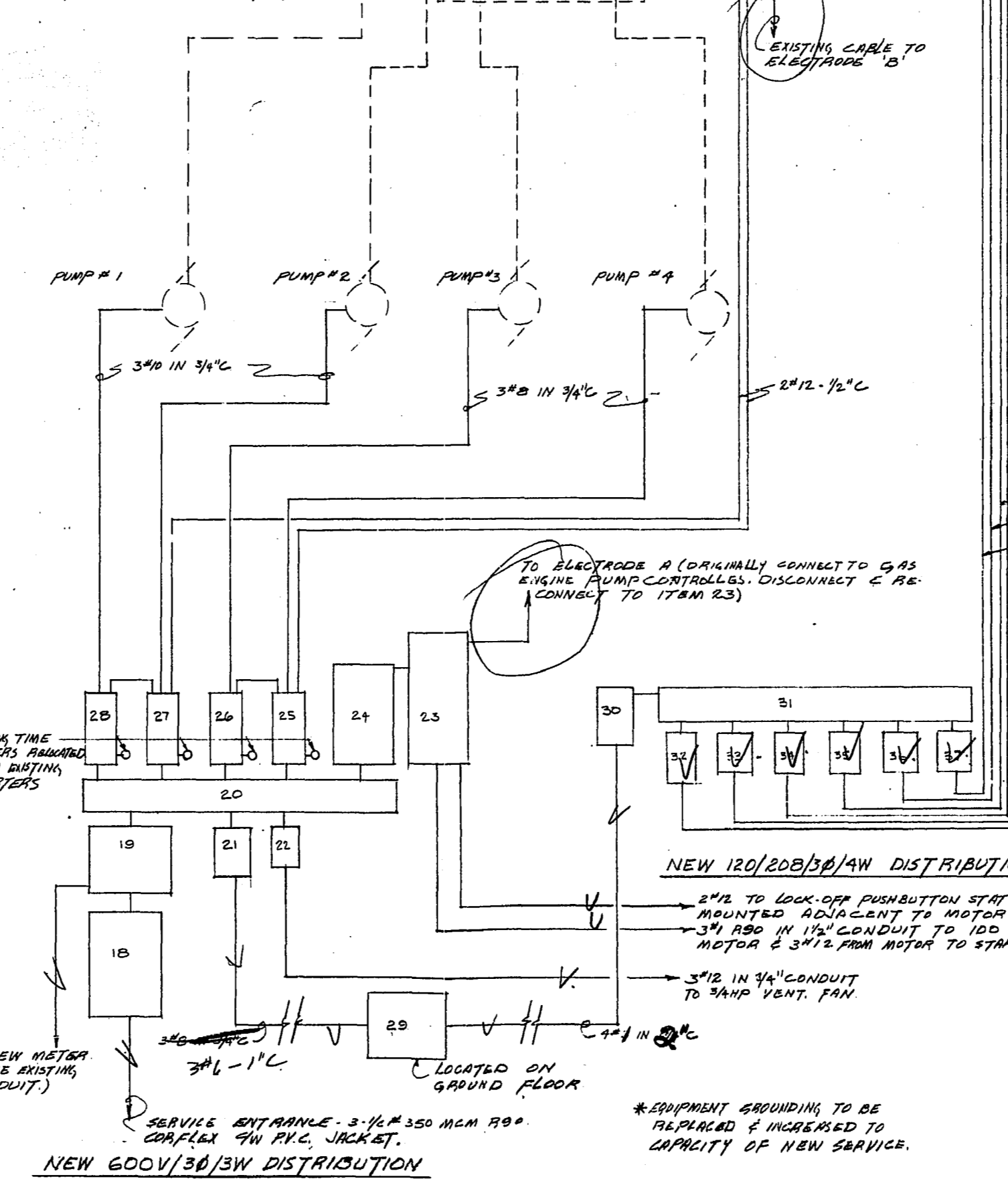
DELETE EXISTING WIRE & CONDUIT & PROVIDE NEW 3" IN 3/4" AS SHOWN ON PLAN.



GROUND FLOOR PLAN
3/8" = 1'-0"



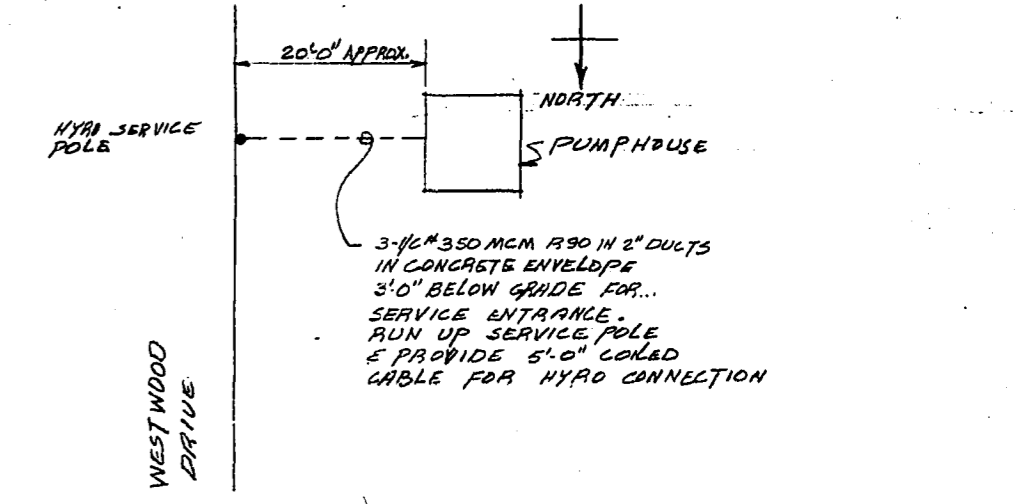
PUMP MOTOR LEVEL PLAN
3/8" = 1'-0"



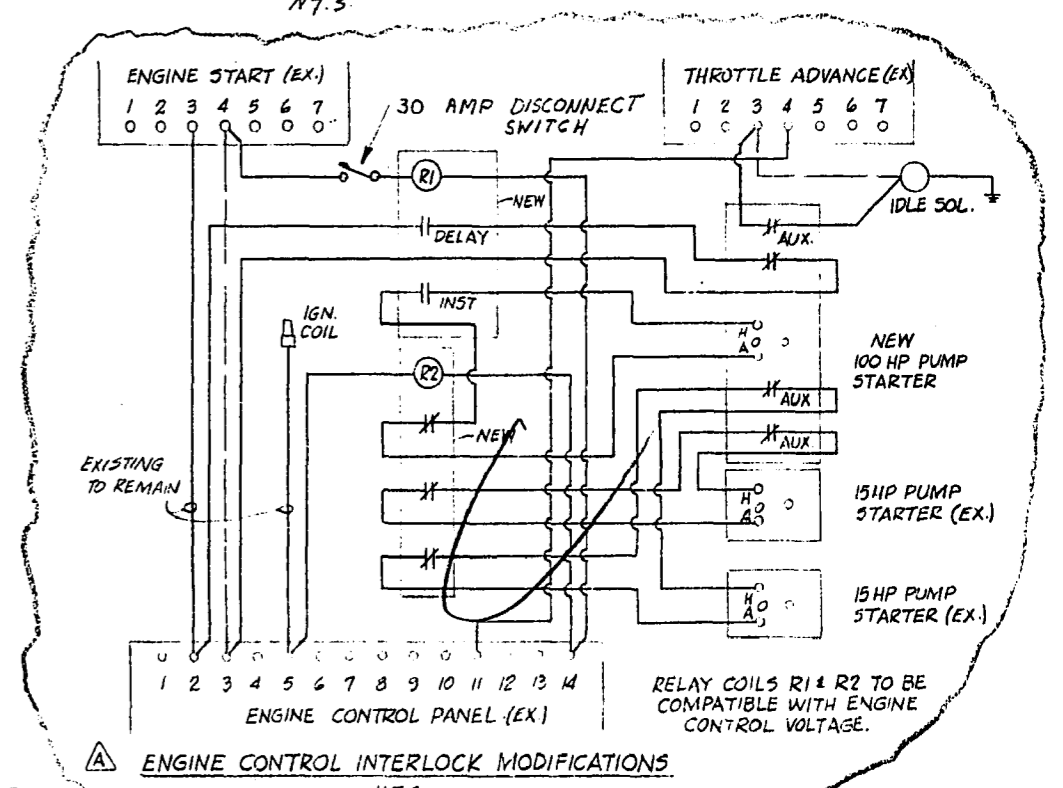
*EQUIPMENT GROUNDING TO BE REPLACED & INCREASED TO CAPACITY OF NEW SERVICE.

EQUIPMENT SCHEDULE	
ITEM	DESCRIPTION
1	EXISTING 400 AMP SWITCH - REMOVE
2	EXISTING CT CABINET - REMOVE
3	EXISTING COMMUNICATOR MOTOR STARTER 1/2 HP 230VOLT - RECONNECT TO ITEM # 34
4	EXISTING 115/230 VOLT FUSIBLE DISCONNECT - REMOVE
5	EXISTING 115/230VOLT PANEL - RECONNECT TO ITEM # 32
6	EXISTING CONTACTOR FOR 5KW UNIT HEATER - RECONNECT TO ITEM # 33
7	EXISTING COMBINATION STARTER FOR PUMP #1 - REMOVE
8	EXISTING COMBINATION STARTER FOR PUMP #2 - REMOVE
9	EXISTING STARTER FOR PUMP #3 - REMOVE
10	EXISTING FUSE DISCONNECT FOR PUMP #3 - REMOVE
11	EXISTING COMBINATION STARTER PUMP #4 - REMOVE
12	EXISTING PUMP CONTROLLER FOR PUMPS 3 & 4 - RECONNECT TO ITEMS 35, 25 & 26
13	EXISTING PUMP CONTROLLER FOR PUMPS 1 & 2 - RECONNECT TO ITEMS 27 & 28
14	EXISTING CONTACTOR FOR 4KW 230V/1Ø DUCT HEATER - RECONNECT TO ITEM 36
15	EXISTING FUSE DISCONNECT - REMOVE
16	EXISTING CONTACTOR FOR 10KW 230V/3Ø UNIT HEATER - RECONNECT TO ITEM 37
17	EXISTING 230 VOLT SPLITTER - REMOVE
18	NEW 600 AMP 600VOLT 3PHASE FUSIBLE DISCONNECT FUSED 500 AMPS.
19	NEW CT CABINET - REMOTE METER
20	NEW 600 AMP 600VOLT 3PHASE 3WIRE SPLITTER.
21	NEW 60 AMP 600VOLT 3PHASE 3WIRE FUSIBLE DISCONNECT FUSED 60 AMPS
22	NEW SIZE 1 COMBINATION STARTER FOR 3/4HP VENT. MOTOR - 600VOLT 3PHASE
23	NEW SIZE 4 AUTOTRANSFORMER STARTER FOR 100 HP PUMP - 600VOLT 3PHASE
24	NEW FUSIBLE DISCONNECT FOR NEW 100HP PUMP 600VOLT 3PHASE FUSED 150AMP
25	NEW SIZE 2 COMBINATION STARTER FOR PUMP #4 25HP 600VOLT 3PHASE
26	NEW SIZE 2 COMBINATION STARTER FOR PUMP #3 25HP 600VOLT 3PHASE
27	NEW SIZE 2 COMBINATION STARTER FOR PUMP #2 15HP 600VOLT 3PHASE
28	NEW SIZE 2 COMBINATION STARTER FOR PUMP #1 15HP 600VOLT 3PHASE
29	NEW 45 KVA 600-120/208/3Ø/4W DRY TYPE TRANSFORMER.
30	NEW 300 AMP 208VOLT 3PHASE 4WIRE FUSIBLE DISCONNECT FUSED 100 AMPS.
31	NEW 125 AMP 120/208 VOLT 3PHASE 4WIRE SPLITTER TROUGH
32	NEW 60 AMP 120/208 VOLT SINGLE PHASE 3WIRE FUSIBLE DISCONNECT FOR ITEM # 5 FUSED 60 AMP
33	NEW 30 AMP 208VOLT SINGLE PHASE FUSIBLE DISCONNECT FOR ITEM # 6 FUSED 30 AMP
34	NEW 30AMP 208 VOLT 3PHASE FUSIBLE DISCONNECT FOR ITEM # 3 FUSED 15 AMP.
35	NEW 30AMP 208 VOLT SINGLE PHASE FUSIBLE DISCONNECT FOR ITEM # 12 FUSED 15 AMP.
36	NEW 30 AMP 208 VOLT SINGLE PHASE FUSIBLE DISCONNECT FOR ITEM # 14 FUSED 30 AMPS
37	NEW 30AMP 208 VOLT 3 PHASE FUSIBLE DISCONNECT FOR ITEM # 16 FUSED 30 AMPS.

* 4 NO. + 4 N.C. AUXILIARY CONTACTS



SITE SERVICE PLAN
N.T.S.



UNDERWOOD McLELLAN & ASSOCIATES LTD. ENGINEERING & PLANNING CONSULTANTS BRITISH COLUMBIA - ALBERTA - SASKATCHEWAN - MANITOBA - ONTARIO	
APPROVED BY: <i>J. K. Eronie</i>	DATE: <i>Nov. 24/75</i>
DRAWN BY: <i>G.S.N.</i>	DESIGNED BY: <i>G.S.N.</i>
REVISIONS: REV. No. DESCRIPTION DATE	REVISIONS: REV. No. DESCRIPTION DATE
1 REVISED PER APPENDUM No.1 DEC. 4/75	

CITY OF WINNIPEG DISTRICT 2 WORKS AND OPERATIONS WESTWOOD SEWAGE LIFT STATION ALTERATIONS AND ADDITIONS 3	
SCALE: AS NOTED JOB No. 01-0265-112-01	SHEET 5 OF 5 DWG. No. 05