

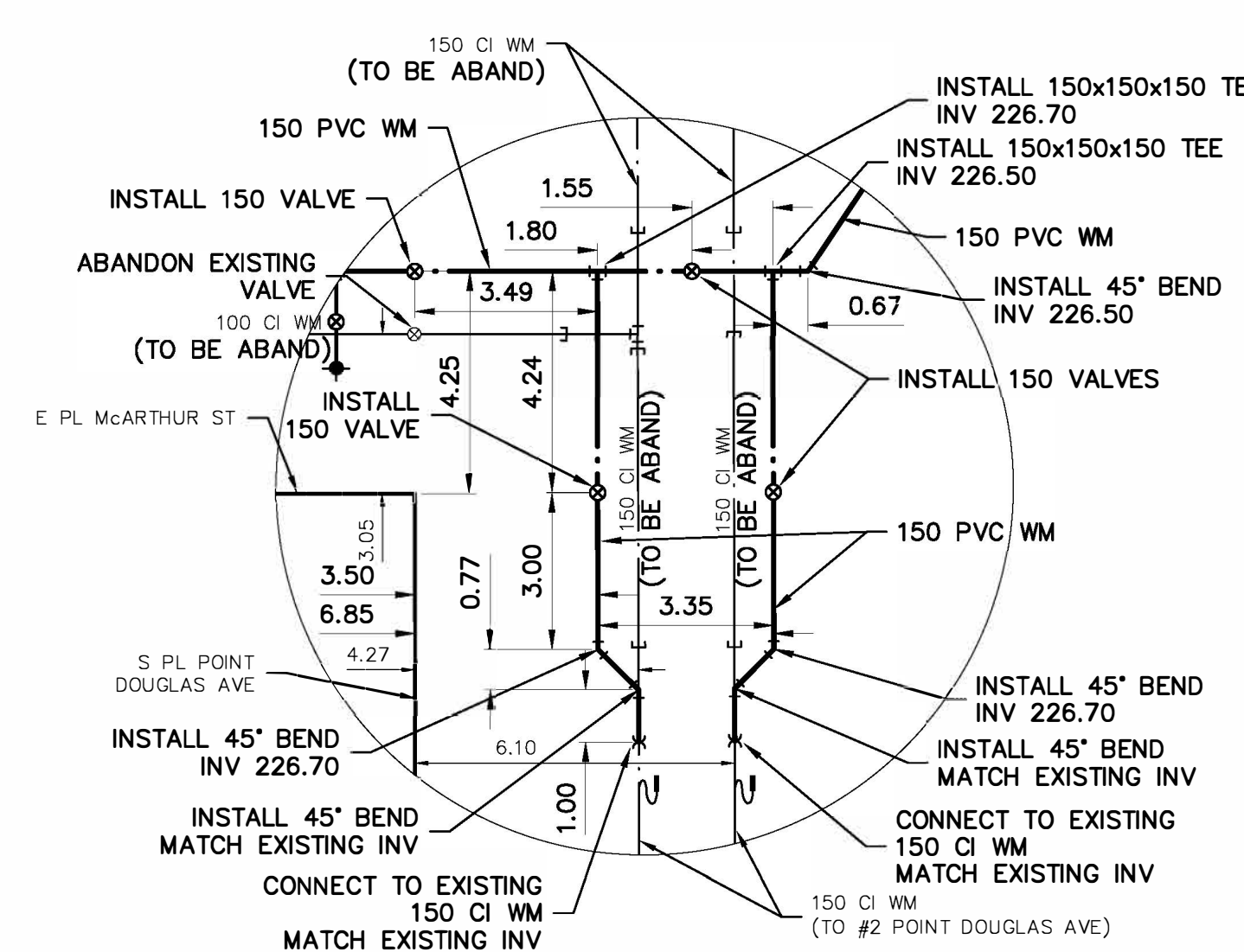
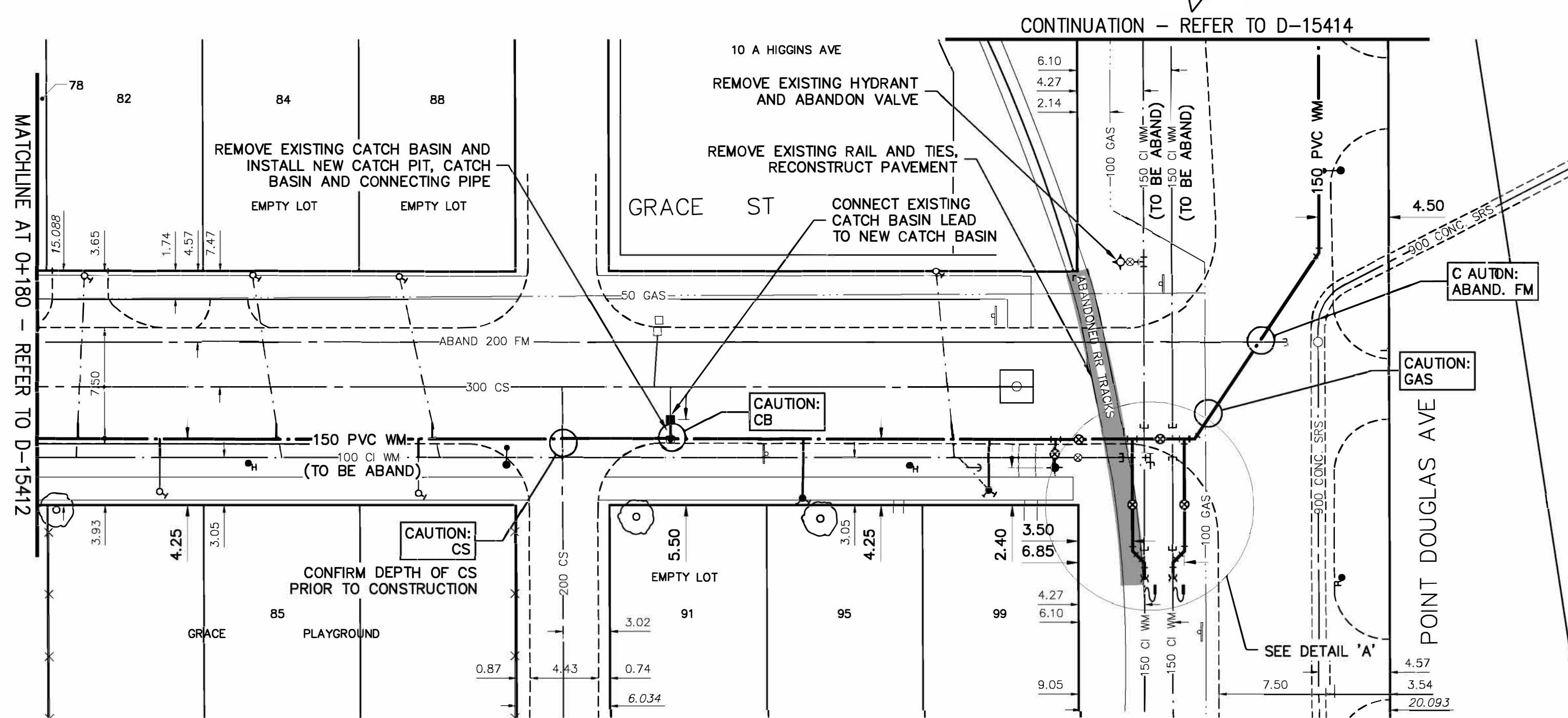
WATER SERVICE INFORMATION

ADDRESS	SIZE (mm) MATERIAL (STREET)	SIZE (mm) MATERIAL (PROP.)	SHORT & LONG MEASUREMENT	CORP. LOCATION	REMARKS
82 GRACE ST	20 mm CU	2.1 m S SL 82 GRACE 64.6 m		OPP CS	DOUBLE WITH 78 RECONNECT
84 GRACE ST	20 mm CU	1.5 m S S BL 52.3 m S SL OF PT DOUGLAS		0.9 m N OF SC	EMPTY LOT ABANDON GRACE PLAYGROUND ABANDON
85 GRACE ST		59.3 m S SL OF PT DOUGLAS			
88 GRACE ST	20 mm CU	12 mm LEAD	41.5 m S SL OF PT DOUGLAS	0.3 m N OF SC	EMPTY LOT ABANDON
95 GRACE ST	12 mm LEAD	12 mm LEAD	17.7 m S SL OF PT DOUGLAS	OPP CS	RENEW
99 GRACE ST	12 mm LEAD	12 mm LEAD	2.4 m N S BL 5.6 m S SL OF PT DOUGLAS	7.6 m S SL PT DOUGLAS	RENEW
78 GRACE ST	20 mm CU	12 mm LEAD	2.1 m S SL 82 GRACE 64.6 m S SL OF PT DOUGLAS	OPP CS	DOUBLE W/ 82 RECONNECT
10A HIGGINS AV	20 mm CU	20 mm CU	1.5 m S N BL 9.1 m S SL OF PT DOUGLAS	1.2 m N OF SC	RECONNECT NO INFO ON FILE
2 PT. DOUGLAS AV	150 mm CI	150 mm CI			RECONNECT MAINTAIN SUPPLY AT ALL TIMES
2 PT. DOUGLAS AV	150 mm CI	150 mm CI			RECONNECT MAINTAIN SUPPLY AT ALL TIMES

* SERVICES TO BE RENEWED TO R. ALL OTHERS TO BE RECONNECTED

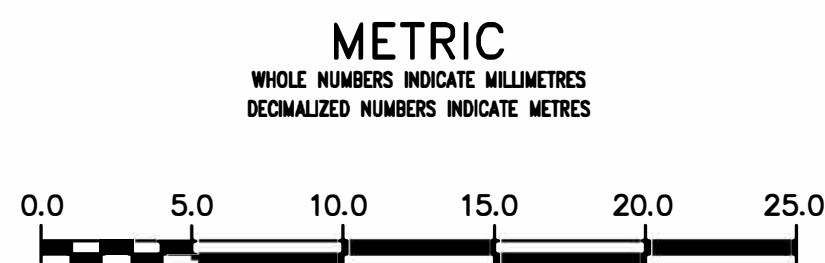
NOTE: CHAINAGES SHOWN ARE ALONG E. R. OF GRACE ST

NOTE: LOCATION OF WATER SERVICES SHOWN ON DRAWINGS ARE APPROXIMATE. THE CONTRACTOR SHALL FIELD LOCATE ALL WATER SERVICES PRIOR TO CONSTRUCTION.



DETAIL "A"
SCALE: NTS

ALL VALVES TO BE COUNTER-CLOCKWISE TO CLOSE (RED OPERATING NUT)



**ENGINEERS
GEOSCIENTISTS
MANITOBA**
Certificate of Authorization
AECOM Canada Ltd.
No. 4671 Date: 3/29/2019

REFER TO DRAWING D-15408 FOR CONSTRUCTION NOTES

WARNING
IF POWER EQUIPMENT OR EXPLOSIVES ARE TO BE USED FOR EXCAVATION ON THIS PROJECT THE CONTRACTOR MUST:
1) NOTIFY THE GAS COMPANY OF THE PROPOSED LOCATION OF EXCAVATION.
2) TAKE PRECAUTION TO AVOID DAMAGE TO GAS COMPANY INSTALLATIONS.
SEE PROVINCIAL REGULATION 210/72 FOR DETAILS

**LOCATION APPROVED
UNDERGROUND STRUCTURES**
SUPV. U/G STRUCTURES COMMITTEE DATE
NOTE:
LOCATION OF UNDERGROUND STRUCTURES AS SHOWN ARE BASED ON THE BEST INFORMATION AVAILABLE BUT NO GUARANTEE IS GIVEN THAT ALL EXISTING UTILITIES ARE SHOWN OR THAT THE GIVEN LOCATIONS ARE EXACT. CONFIRMATION OF EXISTENCE AND EXACT LOCATION OF ALL SERVICES MUST BE OBTAINED FROM THE INDIVIDUAL UTILITIES BEFORE PROCEEDING WITH CONSTRUCTION.

B.M. 35-017
ELEV. 230.730m
N.W. Cor. Higgins Ave. & Gomez St., Tbt. In S. Conc. Foundation No. 100 Higgins Ave., 1.5 m W. & 1 m below brick of S.E. Cor. of Bldg.

NO.	REVISIONS	DATE	BY
0	ISSUED FOR TENDER	19/03/29	GSK
A	ISSUED FOR REVIEW	19/03/15	GSK

AECOM

DESIGNED BY: GSK
CHECKED BY: GSK
DRAWN BY: JP
APPROVED BY:
SCALE: HORIZONTAL 1:250
VERTICAL 1:50
DATE: 2019/03/15
PLOT DATE: 2019 03 29

ENGINEER'S SEAL
PROVINCE OF MANITOBA
K.W. FITCHETT
REGISTERED PROFESSIONAL ENGINEER
CONSULTANT DRAWING NUMBER
C-0005

THE CITY OF WINNIPEG
WATER AND WASTE DEPARTMENT
ENGINEERING DIVISION
2019 WATER MAIN RENEWALS
CONTRACT 7
GRACE STREET
67m S OF POINT DOUGLAS AVENUE TO
POINT DOUGLAS AVENUE
SHEET 7 OF 19
CITY DRAWING NUMBER
D-15413