
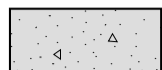


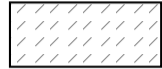











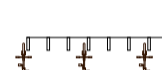

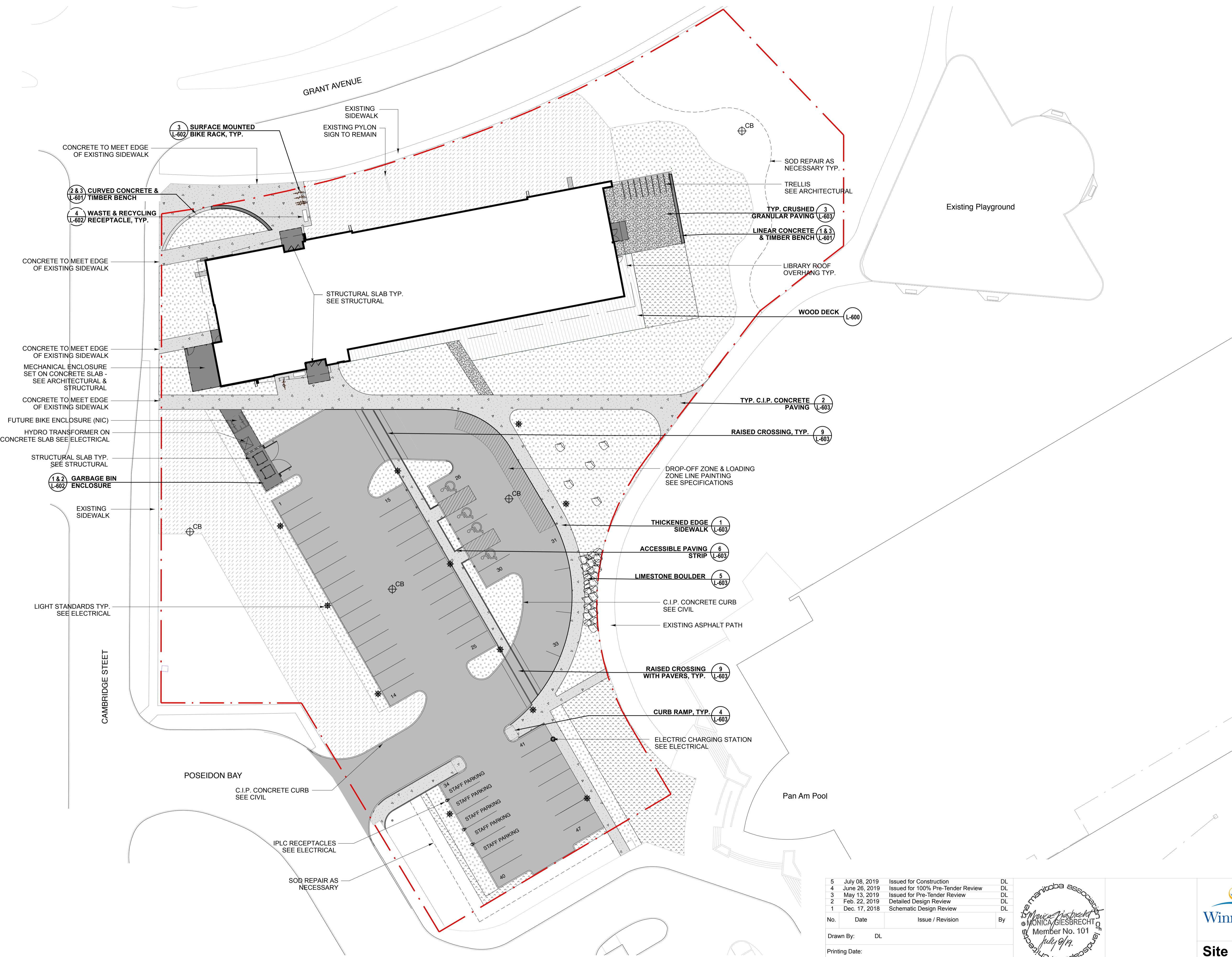


LEGEND

-  ASPHALT PAVING
SEE CIVIL
-  CONCRETE PAVING - LIGHT
-  STRUCTURAL SLAB
SEE STRUCTURAL
-  TOPSOIL & SOD
-  TOPSOIL & MIXED GRASSLAND SEED
-  SHRUB BED WITH MULCH
-  CRUSHED GRANITE ROCK MULCH
-  WOOD DECK
-  PROPERTY LINE
-  PROPERTY LINE SETBACK
-  CONCRETE CURB
-  NEW CATCHBASIN
SEE CIVIL
-  LIGHT STANDARD
SEE ELECTRICAL
-  PARKING RECEPTACLE
SEE ELECTRICAL
-  ELECTRIC VEHICLE CHARGING STATION
SEE ELECTRICAL
-  GARBAGE RECEPTACLE
SEE SPECIFICATIONS
-  BIKE RACKS
SEE SPECIFICATIONS
-  LIMESTONE BOULDER

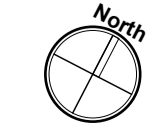
LAYOUT & MATERIALS NOTES

1. ENSURE THE LOCATION OF ALL EXISTING SERVICES BOTH OLD AND RECENTLY INSTALLED ARE CLEARLY LOCATED ON SITE PRIOR TO CONSTRUCTION. THE CONTRACTOR WILL BE RESPONSIBLE FOR COORDINATION AND COST OF ANY RELOCATION, BURYING OF SERVICES OR REPAIRING ALL DAMAGE CAUSED TO SERVICES DURING CONSTRUCTION.
2. LAYOUT MAY BE PROVIDED BY ELECTRONIC FILE OR GEOREFERENCED GRID UPON REQUEST.
3. DO NOT LAYOUT SITE PRIOR TO LOCATING THE NEW BUILDING. USE THE NEW BUILDING AS PRIMARY REFERENCE FOR SITE LAYOUT.
4. ALL DIMENSIONS ARE IN METRES UNLESS OTHERWISE SPECIFIED.
5. STAKEOUT DESIGN AND CONFIRM LAYOUT WITH CONTRACT ADMINISTRATOR ON SITE PRIOR TO INSTALLING HARD SURFACES.
6. REPORT ANY ON SITE DISCREPANCIES TO THE CONTRACT ADMINISTRATOR IMMEDIATELY.
7. SEE DWG L-200 FOR GRADING AND L-300 FOR PLANTING.
8. LAYOUT PLANS WILL BE AVAILABLE IN DWG OR DXF FORMAT FOR GPS LAYOUT.
9. REFER TO SPECIFICATIONS FOR DETAILED MATERIAL DESCRIPTIONS.
10. ANY AREA DISTURBED BY CONSTRUCTION NOT SHOWN ON THIS DRAWING MUST BE RETURNED TO ITS ORIGINAL CONDITION.



5	July 08, 2019	Issued for Construction	DL
4	June 26, 2019	Issued for 100% Pre-Tender Review	DL
3	May 13, 2019	Issued for Pre-Tender Review	DL
2	Feb. 22, 2019	Detailed Design Review	DL
1	Dec. 17, 2018	Schematic Design Review	DL

Drawn By: DL
 Printing Date:



Drawings and specifications, as instruments of service are the property of the architects, the copyright in the same being reserved to them. No reproduction may be made without the permission of the architects, and when made, must bear their names. All prints to be returned.
 The contractor is to verify dimensions and data noted herein with conditions on the site and is held responsible for reporting any discrepancy to the architects for adjustment.