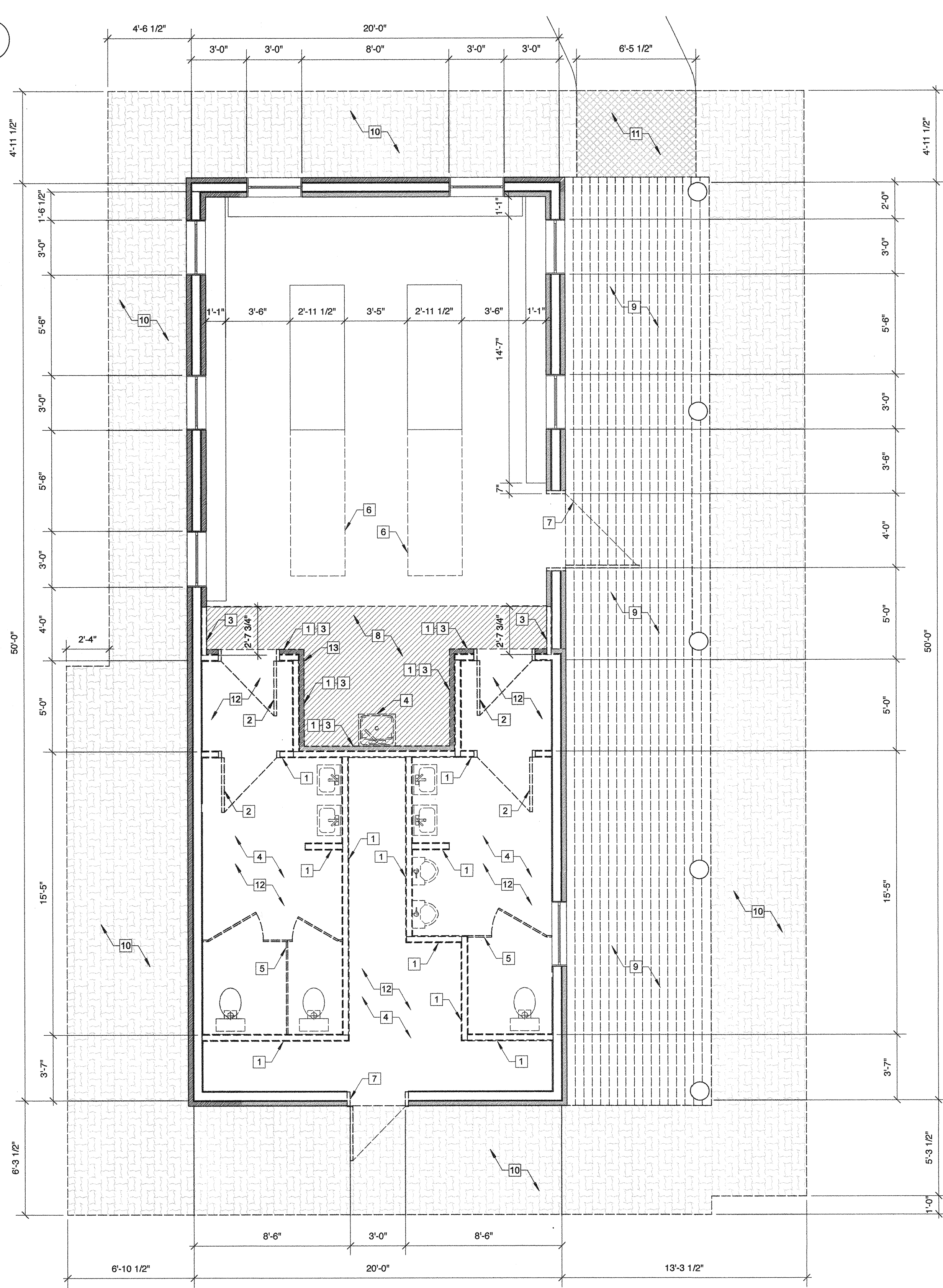


ALL DRAWINGS AND SPECIFICATIONS ARE THE PROPERTY OF THE CONSULTANT. NO REPRODUCTIONS MAY BE MADE WITHOUT THE CONSENT OF THE CONSULTANT AND THE CONTRACTOR SHALL VERIFY ALL DIMENSIONS, DATUMS AND LEVELS NOTED ON THE DRAWINGS WITH THE CONDITIONS ON SITE AND SHALL BE RESPONSIBLE FOR REPORTING ANY ERRORS OR OMISSIONS TO THE ENGINEER FOR ADJUSTMENTS. THIS DRAWING SHALL NOT BE SCALED.

NOTE:
ALL DIMENSIONS TAKEN
TO FACE OF STUD UNLESS
OTHERWISE NOTED



DEMOLITION NOTES:

- 1 REMOVE EXISTING WALL TO U/S OF CEILING SHEATHING. PATCH, REPAIR AND MAKE GOOD THE EXISTING CONCRETE FLOORING TO RECEIVE NEW FINISHING. PATCH, REPAIR AND MAKE GOOD CEILING SHEATHING AS REQUIRED.
- 2 REMOVE EXISTING INTERIOR DOOR, FRAME AND HARDWARE.
- 3 REMOVE EXISTING WOODEN WALL CLADDING. CONTRACTOR TO SAVE ALL CLADDING FOR RE-INSTALLATION.
- 4 REMOVE EXISTING PLUMBING FIXTURES. REFER TO MECHANICAL. TERMINATE AND CAP ALL ENDS AS PER MECHANICAL.
- 5 REMOVE EXISTING WOODEN PARTITIONS, DOORS AND HARDWARE. PATCH, REPAIR AND MAKE GOOD THE EXISTING CONCRETE FLOORING TO RECEIVE NEW FINISHING. PATCH, REPAIR AND MAKE GOOD WALL SHEATHING AS REQUIRED.
- 6 REMOVE EXISTING WOODEN BENCH. PATCH, REPAIR AND MAKE GOOD THE EXISTING CONCRETE FLOORING TO RECEIVE NEW FINISHING.
- 7 REMOVE EXISTING EXTERIOR DOOR, FRAME AND HARDWARE.
- 8 REMOVE EXISTING INTERIOR WOOD CEILING AS REQUIRED TO INSTALL NEW WALLS AND CEILINGS IN WASHROOMS. AREA SHOWN THUS: [Hatched Pattern]
- 9 REMOVE EXISTING EXTERIOR WOODEN DECKING AND SUPPORTING JOISTS.
- 10 REMOVE EXISTING EXTERIOR BRICK PAVERS AND WOODEN EDGER. CONTRACTOR TO SAVE BRICK FOR RE-INSTALLATION.
- 11 REMOVE EXISTING ASPHALT AS INDICATED. PREPARE THE BASE TO RECEIVE NEW ASPHALT TIE IN.
- 12 REMOVE CONCRETE SLAB AS REQUIRED TO INSTALL NEW PLUMBING SERVICES.
- 13 REMOVE EXISTING COAT HOOK AND SAVE FOR REINSTALLATION.

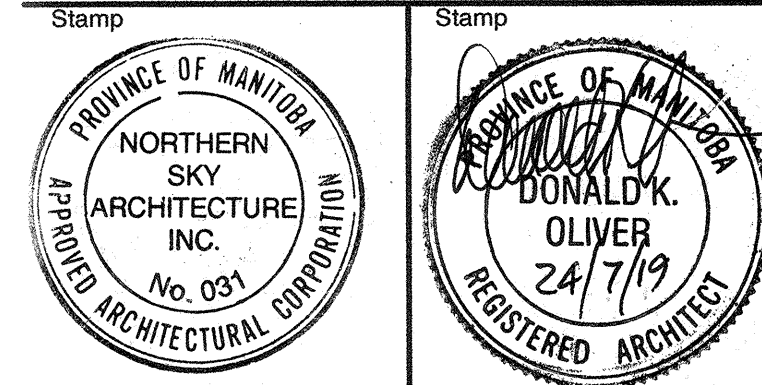

***NOTE: PATCH, REPAIR AND MAKE GOOD ANY AREAS ON THE EXTERIOR WALLS OR CEILINGS THAT WERE DAMAGED DURING DEMOLITION. ENSURE CONTINUITY OF INSULATION AND AIR BARRIER. INFILL WALL WITH PLYWOOD TO MATCH EXISTING DEPTH WHERE REQUIRED. PREPARE AREAS TO RECEIVE NEW FINISHES**



Revisions

July 24, 2019	Issued for Construction
Date	Revision

Northern Sky Architecture Inc.



Project
City of Winnipeg
**Washroom/Change
Building Renovations**
64093 Klompke Road
R.M. Rosser, Manitoba

drawing title DEMOLITION - FLOOR PLAN			
scale	as noted	designed by	kdw
date	July, 2019	drawn by	jjs
project no.	19.166	reviewed by	dko
reference no.	sheet	A2.1	REV.

A MAIN FLOOR PLAN - DEMOLITION
SCALE 1/4" = 1'-0"