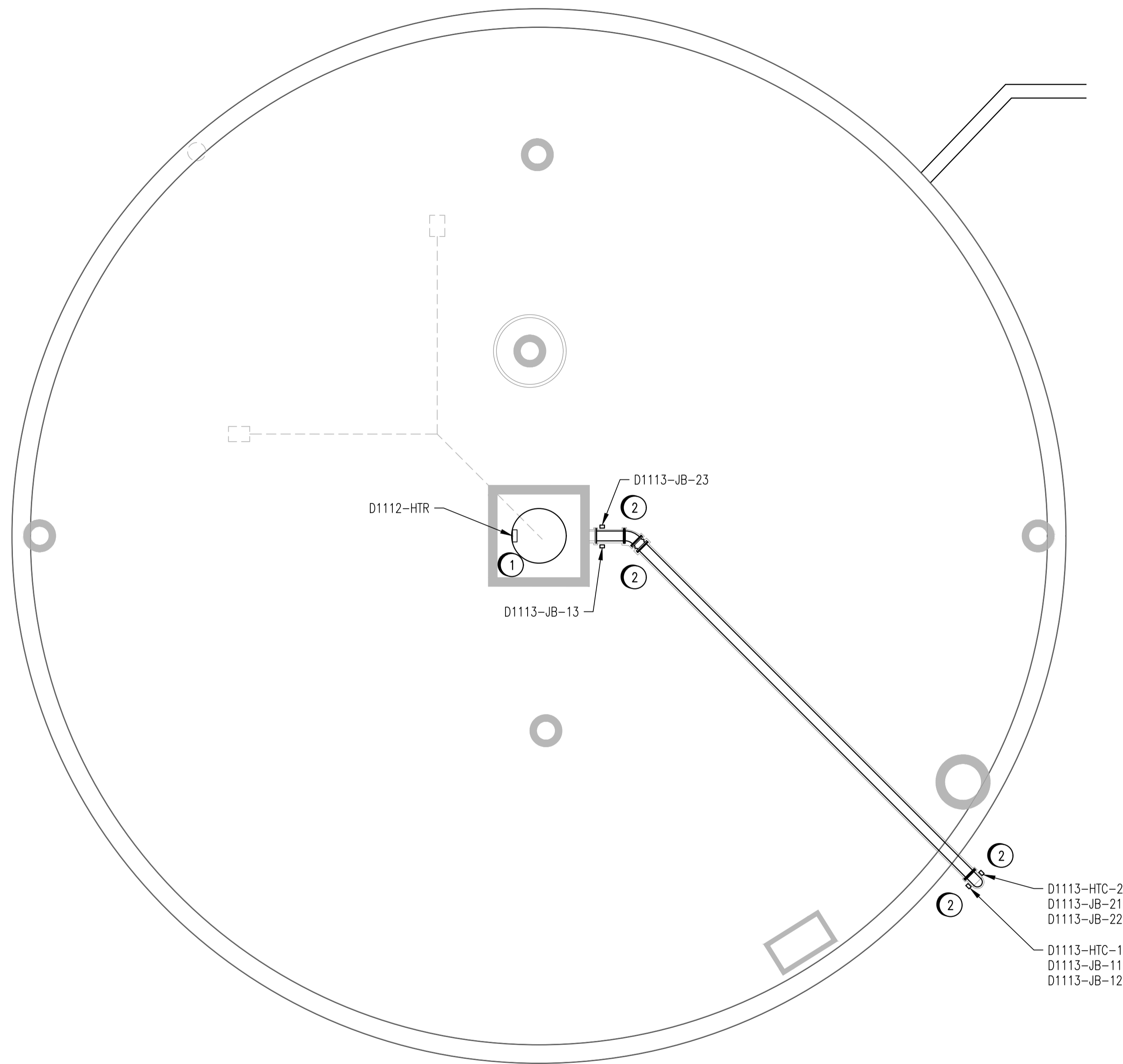



CONSTRUCTION NOTES:	
①	MODIFY AND RE-INSTALL THE GAS DOME HEATER INSTALLATION TO MEET HAZARDOUS LOCATION REQUIREMENTS. SEE DRAWING 1-0101D-E0027-001.
②	MODIFY AND RE-INSTALL THE HEAT TRACE INSTALLATION TO MEET HAZARDOUS LOCATION REQUIREMENTS. RESTORE INSULATION TO AS-FOUND CONDITION. SEE DRAWING 1-0101D-E0028-001.




DIGESTER 11 ROOF
1:100


METRIC
WHOLE NUMBERS INDICATE MILLIMETRES
DECIMALIZED NUMBERS INDICATE METRES



ENGINEERS
GEOSCIENTISTS
MANITOBA
Certificate of Authorization
CENGYS Ltd.
No. 6983

LOCATION APPROVED UNDERGROUND STRUCTURES			
SUPV. U/G STRUCTURES COMMITTEE	DATE	B.M. ELEV.	
NOTE: LOCATION OF UNDERGROUND STRUCTURES AS SHOWN ARE BASED ON THE BEST INFORMATION AVAILABLE BUT NO GUARANTEE IS GIVEN THAT ALL EXISTING UTILITIES ARE SHOWN OR THAT THE GIVEN LOCATIONS ARE EXACT. CONFIRMATION OF EXISTENCE AND EXACT LOCATION OF ALL SERVICES MUST BE OBTAINED FROM THE INDIVIDUAL UTILITIES BEFORE PROCEEDING WITH CONSTRUCTION.			
00	ISSUED FOR CONSTRUCTION	2019-08-01	SLF
NO.	REVISIONS	DATE	BY

	
DESIGNED BY C. REIMER	CHECKED BY C. REIMER
DRAWN BY S. FUNK	APPROVED BY C. REIMER
HOR. SCALE: AS SHOWN	RELEASED FOR CONSTRUCTION: K. SCHIMKE
DATE 2019-05-19	DATE 2019-08-01

ENGINEER'S SEAL	
 THE CITY OF WINNIPEG WATER AND WASTE DEPARTMENT	
NORTH END SEWAGE TREATMENT PLANT DIGESTERS ELECTRICAL EQUIPMENT PLAN LAYOUT DIGESTER 11 ROOF	
BID OPPORTUNITY NO. 630-2019	CITY DRAWING NUMBER 1-0101D-E0024-001

SHEET 9 OF 44	
---------------	--