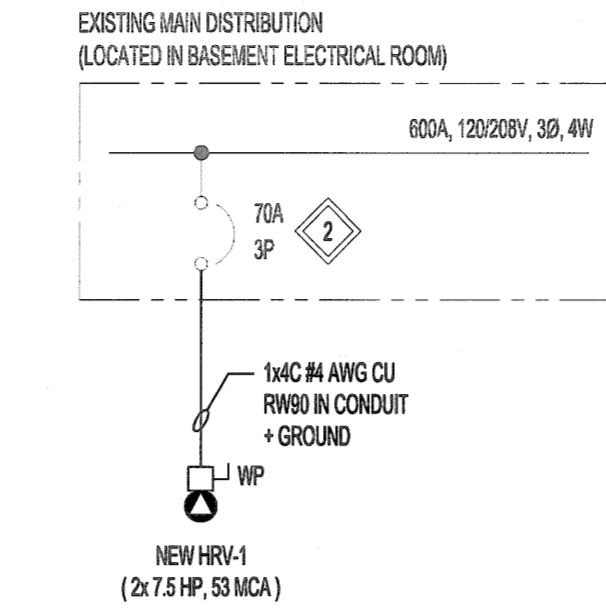
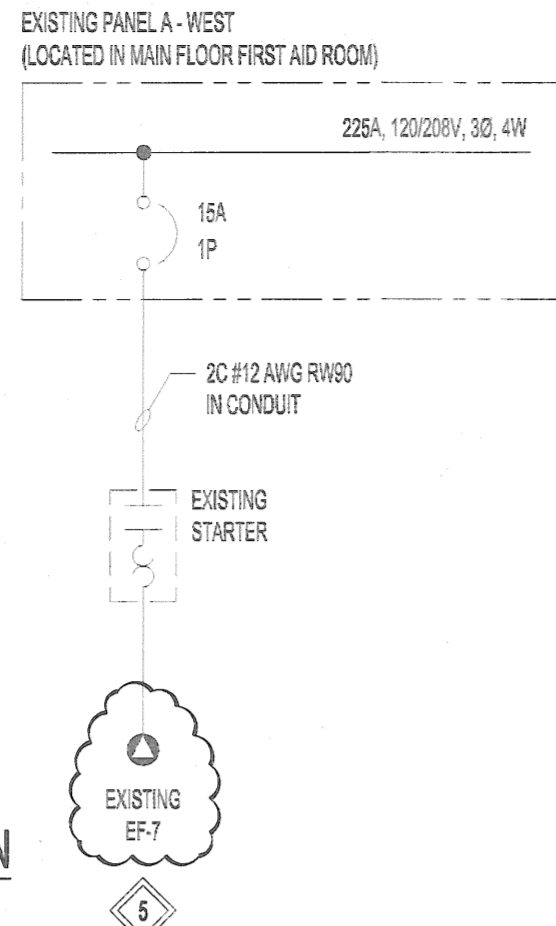
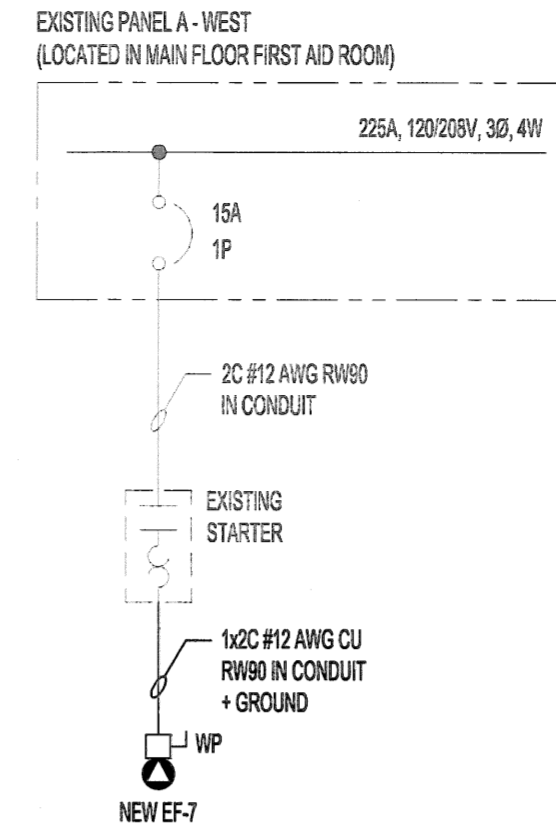
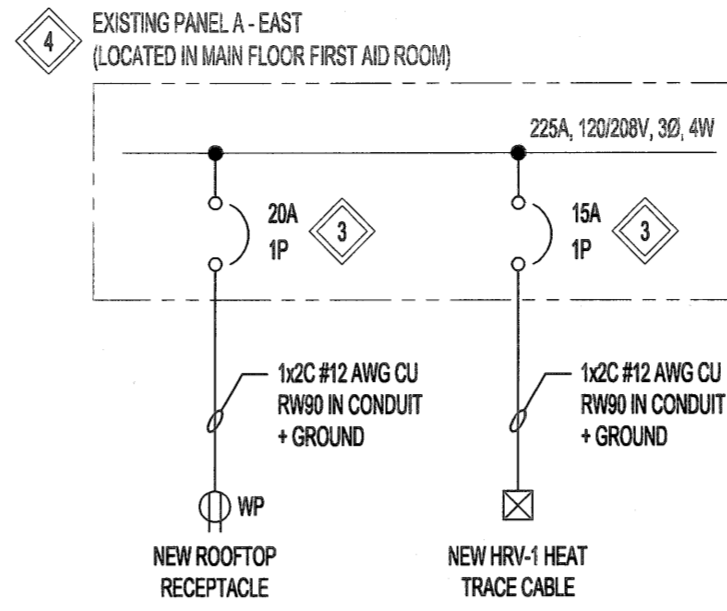


PARTIAL SINGLE LINE DIAGRAM - DEMOLITION
SCALE: N.T.S.



PARTIAL SINGLE LINE DIAGRAM - NEW
SCALE: N.T.S.



- LEGEND:**
- EQUIPMENT LOAD
 - CIRCUIT BREAKER
 - MOTOR DISCONNECT
 - MOTOR STARTER

NOTES:

THESE DRAWINGS SHALL NOT BE SCALED.

THE CONTRACTOR SHALL VISIT THE SITE AND SATISFY ONESELF ALL DIMENSIONS, DATUM, AND DETAILED INFORMATION SHOWN ARE CORRECT.

THE CONTRACTOR IS TO REVIEW AND COORDINATE ALL ARCHITECTURAL, MECHANICAL, ELECTRICAL AND STRUCTURAL DRAWINGS FOR ADDITIONAL OPENINGS THROUGH FLOORS, WALLS, AND CEILINGS FOR DUCT, PIPE & ELECTRICAL RISERS AND ALL OPENINGS NOT SHOWN ON DRAWINGS.

ALL OPENINGS THROUGH THE FIRE SEPARATIONS AS A RESULT OF THE WORK OF THIS CONTRACT ARE TO BE FIRE STOPPED AND SEALED WITH U.L.C. APPROVED FIRE STOPPING TO MAINTAIN THE INTEGRITY OF THE FIRE SEPARATION, AND PROVIDE AN SMOKE-TIGHT BARRIER.

ALL PRODUCTS AND MATERIALS TO BE USED AND INSTALLED SHALL CONFORM WITH MANUFACTURER'S SPECIFICATIONS & APPLICABLE CODES.

THE CONTRACTOR SHALL BE RESPONSIBLE TO PATCH AND MAKE GOOD ALL EXISTING CONSTRUCTION AFFECTED BY THE REMOVAL OF ALL ITEMS FORMING THE PART OF THE RENOVATION WORK.

WHERE NEW FLOORING AND BASE IS TO BE INSTALLED IN EXISTING AREAS (REFER TO FLOOR PLAN AND ROOM SCHEDULE) THE EXISTING FLOORING SURFACE AND BASE MUST BE REMOVED, UNLESS OTHERWISE NOTED, ALL FLOOR SURFACES SHALL BE PREPARED IN ACCORDANCE TO MANUFACTURER'S RECOMMENDATIONS FOR INSTALLATION OF NEW FLOOR.

WHERE PAINTING OF EXISTING WALLS IS INDICATED ON THE ROOM SCHEDULE, THESE WALLS MUST BE CLEANED OF ANY EXISTING WALL COVERING, PATCHED & PREPARED TO ACCEPT NEW MATERIAL, UNLESS OTHERWISE NOTED.


GENERAL NOTES:

- THE ELECTRICAL SUBCONTRACTOR SHALL COORDINATE EXACT LOCATIONS OF MECHANICAL EQUIPMENT WITH THE MECHANICAL DRAWINGS PRIOR TO BID.

- KEYNOTES:**
- DISCONNECT AND REMOVE ALL ASSOCIATED WIRING, CONDUIT, CONNECTORS, ETC. FOR EXISTING HRV-1.
 - IN THE EVENT THAT THE MECHANICAL CONTRACTOR PROVIDES EQUIPMENT REQUIRING A DIFFERENT MOCP FOR HRV-1, THE ELECTRICAL SUBCONTRACTOR SHALL PROVIDE A NEW BREAKER TO MATCH EXISTING IN ALL RESPECTS. THE ELECTRICAL SUBCONTRACTOR SHALL DETERMINE THE SHORT CIRCUIT INTERRUPTING RATING OF THE PANEL ON-SITE AND COORDINATE THE MOCP OF NEW HRV-1 PRIOR TO BID.
 - NEW BREAKERS FOR PANEL 'A' SHALL MATCH EXISTING IN ALL RESPECTS. THE ELECTRICAL SUBCONTRACTOR SHALL DETERMINE THE SHORT CIRCUIT INTERRUPTING RATING OF THE PANEL ON-SITE.
 - EXISTING PANEL 'A' IS LABELED WITH A HAND CROSSED OUT LAMACOID DISPLAYING PANEL 'B'.
 - DISCONNECT AND REMOVE ALL ASSOCIATED WIRING, CONDUIT, CONNECTORS, ETC. FOR EXISTING EF-7 DOWNSTREAM OF THE EXISTING STARTER.

TYPE	DESCRIPTION	MANUF.	PART/MODEL #	MOUNTING				QTY PER FIXTURE	LAMPS			POWER		NOTES
				CEILING	WALL	RECESSED SURFACE	SUSPENDED		TYPE	COLOR TEMP. (°K)	LUMENS (LM)	VOLT. (V)	WATTS PER FIXTURE (W)	
A	1' x 4' LED SURFACE WRAP LUMINAIRE CW 60K HOUR L70 RATING, WHITE DIFFUSER, 5 YEAR WARRANTY, 80 CRI, AND 0-10V DIMMING TO 10%.	LITHONIA	SBL4-4000LM-80CRI-40K-MIN10-GZT-4MVOLT	X		X		1	LED	4000	4000	120	32.4	
B	1' x 4' LED RECESSED FLAT PANEL CW 60K HOUR L87 RATING, 5 YEAR WARRANTY, 80 CRI, AND 0-10V DIMMING TO 10%.	LITHONIA	EPANL-1X4-4000LM-80CRI-40K-MIN10-ZT-4MVOLT	X		X		1	LED	4000	6000	120	50	
C	2' x 4' LED RECESSED FLAT PANEL CW 60K HOUR L87 RATING, 5 YEAR WARRANTY, 80 CRI, AND 0-10V DIMMING TO 10%.	LITHONIA	EPANL-2X4-4000LM-80CRI-40K-MIN10-ZT-4MVOLT	X		X		1	LED	4000	4000	120	39	

No.	REVISION/DESCRIPTION	BY	DATE
0	ISSUED FOR TENDER	SDC	19.08.15




DRAWN	CHECKED	DESIGNED	APPROVED
SDC	CLS	SDC	
DATE: 19.08.12	USER APPROVAL		

Winnipeg THE CITY OF WINNIPEG
PLANNING, PROPERTY AND DEVELOPMENT DEPARTMENT
MUNICIPAL ACCOMMODATIONS DIVISION
3-65 GARRY STREET, R3C 4K4

PROJECT
ROOFTOP HEAT RECOVERY
VENTILATOR REPLACEMENT
BONVITAL POOL
1215 ARCHIBALD STREET

SHEET TITLE
ELECTRICAL
PARTIAL SINGLE LINE DIAGRAM
AND LUMINAIRE SCHEDULE



SCALE	PROJECT No:	SHEET No:
AS SHOWN	19-0107-007	E03