

1 NEW HRV SECTION VIEW
SCALE 1:25

NOTES:
 THESE DRAWINGS SHALL NOT BE SCALED.
 THE CONTRACTOR SHALL VISIT THE SITE AND SATISFY ONESELF ALL DIMENSIONS, DATUM, AND DETAILED INFORMATION SHOWN ARE CORRECT.
 THE CONTRACTOR IS TO REVIEW AND COORDINATE ALL ARCHITECTURAL, MECHANICAL, ELECTRICAL AND STRUCTURAL DRAWINGS FOR ADDITIONAL OPENINGS THROUGH FLOORS, WALLS, AND CEILINGS FOR DUCT, PIPE & ELECTRICAL RISERS AND ALL OPENINGS NOT SHOWN ON DRAWINGS.
 ALL OPENINGS THROUGH THE FIRE SEPARATIONS AS A RESULT OF THE WORK OF THIS CONTRACT ARE TO BE FIRE STOPPED AND SEALED WITH U.L.C. APPROVED FIRE STOPPING TO MAINTAIN THE INTEGRITY OF THE FIRE SEPARATION, AND PROVIDE AND SMOKE-TIGHT BARRIER.
 ALL PRODUCTS AND MATERIALS TO BE USED AND INSTALLED SHALL CONFORM WITH MANUFACTURER'S SPECIFICATIONS & APPLICABLE CODES.
 THE CONTRACTOR SHALL BE RESPONSIBLE TO PATCH AND MAKE GOOD ALL EXISTING CONSTRUCTION AFFECTED BY THE REMOVAL OF ALL ITEMS FORMING THE PART OF THE RENOVATION WORK.
 WHERE NEW FLOORING AND BASE IS TO BE INSTALLED IN EXISTING AREAS (REFER TO FLOOR PLAN AND ROOM SCHEDULE) THE EXISTING FLOORING SURFACE AND BASE MUST BE REMOVED, UNLESS OTHERWISE NOTED. ALL FLOOR SURFACES SHALL BE PREPARED IN ACCORDANCE TO MANUFACTURER'S RECOMMENDATIONS FOR INSTALLATION OF NEW FLOOR.
 WHERE PAINTING OF EXISTING WALLS IS INDICATED ON THE ROOM SCHEDULE, THESE WALLS MUST BE CLEANED OF ANY EXISTING WALL COVERING, PATCHED & PREPARED TO ACCEPT NEW MATERIAL, UNLESS OTHERWISE NOTED.

LEGEND:

| | |
|--|--|
| | NEW EQUIPMENT / PIPING / DUCTWORK |
| | EXISTING EQUIPMENT / PIPING / DUCTWORK |
| | EXTERNAL DUCT INSULATION |
| | SUPPLY AIR |
| | RETURN AIR |
| | OUTDOOR AIR |
| | EXHAUST AIR |
| | HEAT RECOVERY VENTILATOR |
| | AIR CONDITIONING UNIT |
| | EXHAUST FAN |

KEYNOTES:

1 PROVIDE NEW INSULATED AND HEAT TRACED HRV CONDENSATE DRAINAGE LINES. TIE INTO EXISTING CONDENSATE DRAIN AT PITCH POCKET. PIPE CONDENSATE DRAINS AS PER HRV MANUFACTURER'S INSTRUCTIONS. REFER TO ELECTRICAL DRAWINGS AND SPECIFICATIONS FOR HEAT TRACING DETAILS.

| 0 | ISSUED FOR TENDER | 19.08.19 |
|-----|----------------------|----------|
| No. | REVISION/DESCRIPTION | BY DATE |



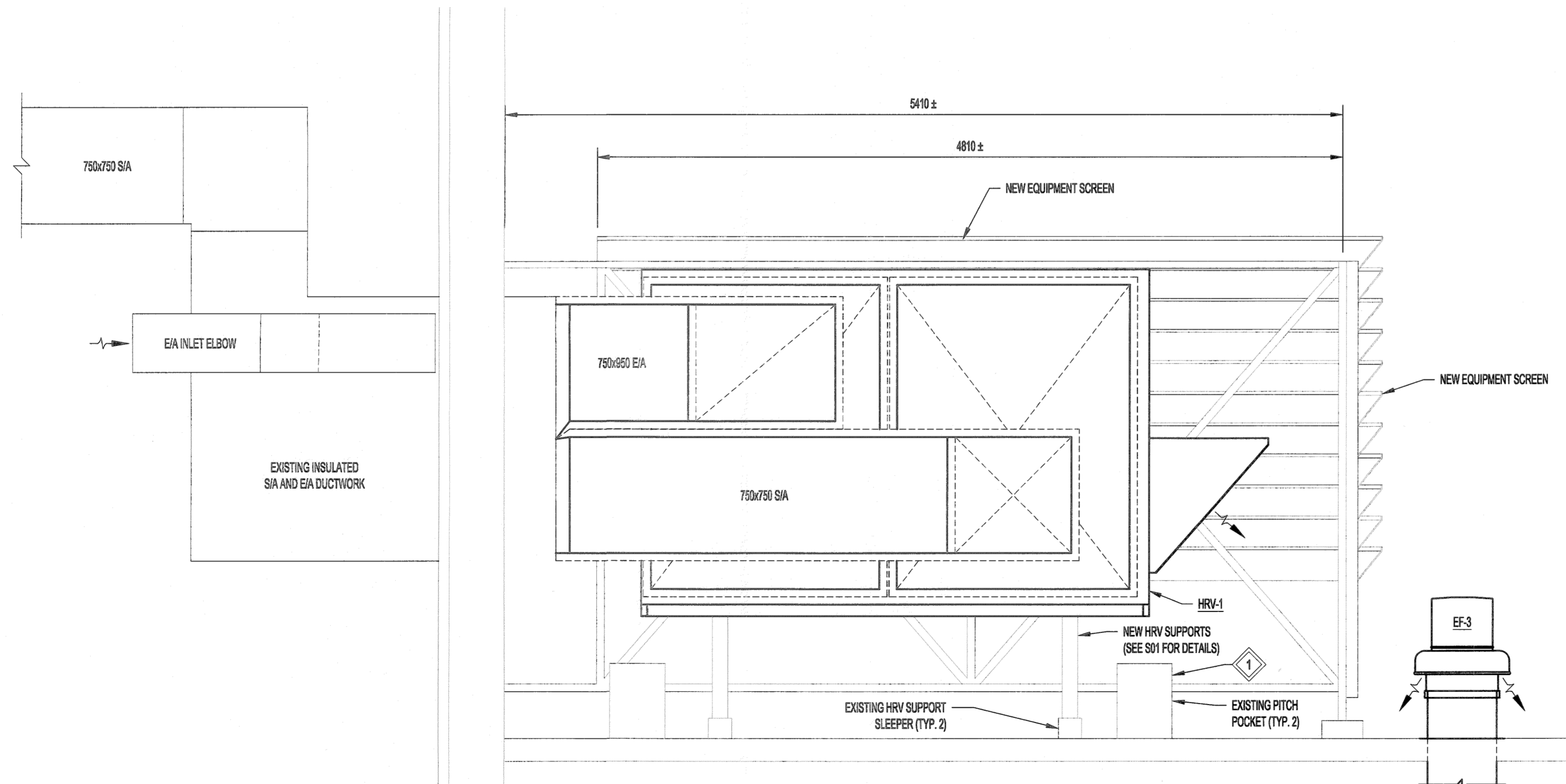
| | | | | | | |
|-------|----------|---------|----------|----------|-----|----------|
| DRAWN | LMH | CHECKED | LMH | DESIGNED | LMH | APPROVED |
| DATE | 19.08.19 | USER | APPROVAL | | | |

THE CITY OF WINNIPEG
 PLANNING, PROPERTY AND
 DEVELOPMENT DEPARTMENT
 MUNICIPAL ACCOMMODATIONS DIVISION
 3-65 GARRY STREET, R3C 4K4

PROJECT
 ROOFTOP HEAT RECOVERY
 VENTILATOR REPLACEMENT
 BONIVITAL POOL
 1215 ARCHIBALD STREET


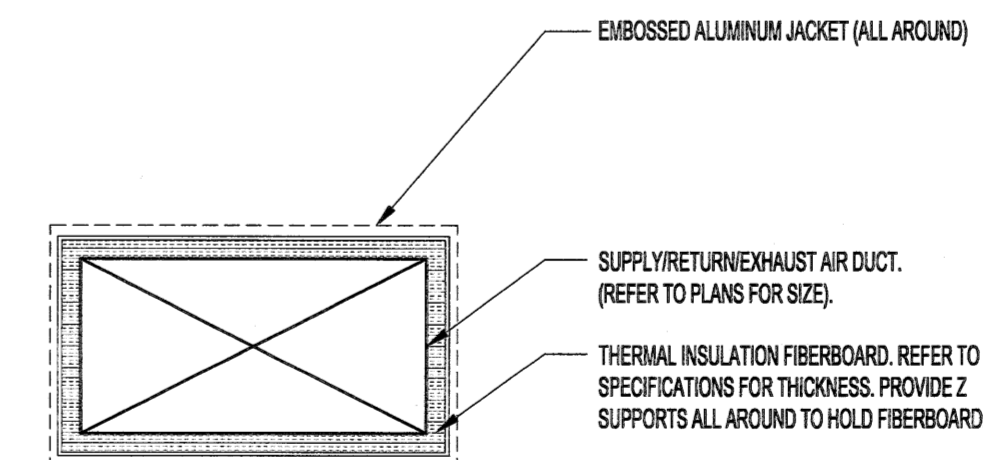
SHEET TITLE
 MECHANICAL
 SECTIONS AND DETAILS

| | | |
|----------|-------------|-----------|
| SCALE | PROJECT No: | SHEET No: |
| AS SHOWN | 19-0107-007 | M05 |



2 NEW HRV SECTION VIEW
SCALE 1:25

3 EXTERNALLY INSULATED RECTANGULAR DUCTWORK DETAIL
SCALE N.T.S.



SCALE: 1:25mm (24"x36")

SCALE VERIFIED BY: *LMH*