

731-2019_ADDENDUM_1-Photo Images of Pool Waterslide Stairs and Tower



Image 1: Steel Tower Support Column/Beam Connections



Image 2: Front Elevation of Waterslide Structure & Structure




Image 3: View of waterslide stair risers/treads condition




Image 4: View of waterslide steel stair stringers



Image 5: Front Top View of Deteriorated Stair Treads/Risers



Image 6: View of exposed galvanized finish beneath power coat paint finishes



Image 7: View of underside pan of waterslide steel stairs




Image 8: View of paint condition underside of steel stair pan



Image 9: View from Top of Stair Trads and Tower Landing



Image 10: Top View of Highest Waterslide Tower Landing