

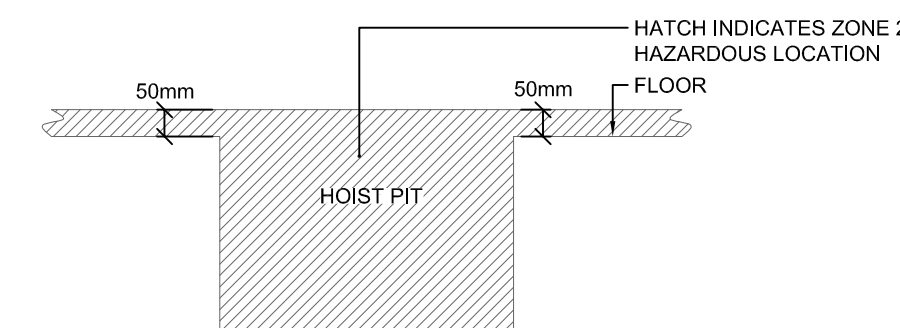
1 MAIN FLOOR PLAN - ELECTRICAL - NEW CONSTRUCTION
E1.1 SCALE: 1:300

GENERAL NOTES

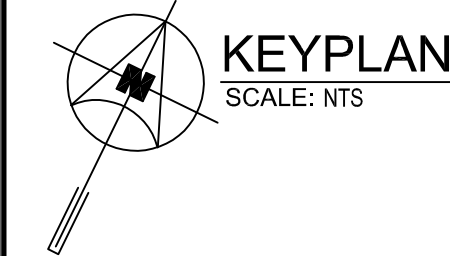
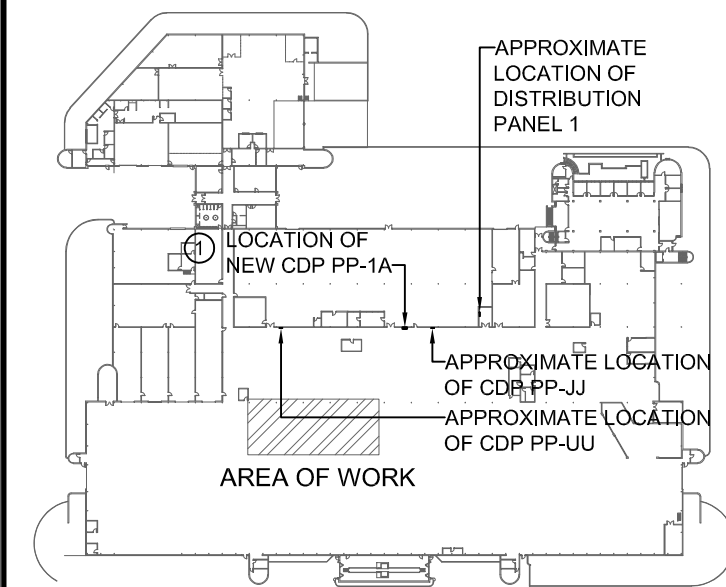
- A. ELECTRICAL SUBCONTRACTOR SHALL BE RESPONSIBLE FOR COORDINATING EXACT LAYOUT, ROUTING, ETC. VERIFY EXISTING SERVICES ON SITE.
- B. ELECTRICAL SUBCONTRACTOR SHALL ENSURE COORDINATION BETWEEN ALL TRADES AND CONTRACT ADMINISTRATOR, ON AND OFF SITE. AS REQUIRED FOR INSTALLATION OF ELECTRICAL EQUIPMENT.
- C. CONFIRM ALL EQUIPMENT CONNECTIONS AND ELECTRICAL REQUIREMENTS WITH EQUIPMENT SUPPLIER PRIOR TO ROUGH-IN. MAKE ADJUSTMENTS AND INSTALL PER SUPPLIERS REQUIREMENTS AT NO ADDITIONAL CHARGE.
- D. THIS BUILDING MAY CONTAIN ASBESTOS. REFER TO FRONT END SPECIFICATIONS FOR FURTHER INFORMATION.
- E. COORDINATE FINAL LOCATION OF ALL EQUIPMENT WITH THE CITY AND MECHANICAL SUBCONTRACTOR.
- F. ELECTRICAL SUBCONTRACTOR TO VISIT SITE DURING BID AND VERIFY ALL EXISTING SERVICES ON SITE PRIOR TO SUBMITTING BID. REPORT ANY DISCREPANCIES TO CONTRACT ADMINISTRATOR DURING BID PERIOD.
- G. COORDINATE WITH THE CITY PRIOR TO SHUT-DOWN OR REMOVAL OF EQUIPMENT.
- H. UPDATE LAMACOID LABELS AND PANEL DIRECTORIES FOR ALL EXISTING PANELS/CDPs AFFECTED BY THE SCOPE OF WORK (DEMOLITION AND NEW CONSTRUCTION).
- I. ELECTRICAL SUBCONTRACTOR TO X-RAY SCAN PRIOR TO ANY TRENCHING OR CORING IN EXISTING CONCRETE SLAB. DO NOT CUT REBAR.

KEY NOTES

- 1. PROVIDE NEW CDP. COORDINATE EXACT LOCATION WITH THE CITY AND CONTRACT ADMINISTRATOR. REFER TO SINGLE LINE DRAWING E2.1 FOR CONNECTION DETAILS.
- 2. CONTROL PANEL PROVIDED BY HOIST MANUFACTURER. PROVIDE CONTROL WIRING/CONDUIT FROM CONTROL PANEL TO MOTOR STARTER. MINIMUM REQUIRED CONTROL SIGNALS: FORWARD, REVERSE, STOP. COORDINATE WITH HOIST MANUFACTURER FOR REQUIREMENTS.
- 3. MOTOR STARTER PROVIDED BY HOIST MANUFACTURER.
- 4. PUMP PROVIDED BY HOIST MANUFACTURER.
- 5. PROVIDE UNISTRUT FRAME FOR MOUNTING EQUIPMENT. FINAL LOCATION TO BE COORDINATED ON SITE WITH CONTRACT ADMINISTRATOR AND THE CITY.
- 6. PROVIDE TECK 90 FEEDER IN 50mm SCHEDULE 40 PVC IN NEW CONCRETE SLAB. SOME TRENCHING IN EXISTING SLAB MAY BE REQUIRED. COORDINATE WITH STRUCTURAL. SEAL CONDUIT AT PIT IN ACCORDANCE WITH CEC RULE 19-154.
- 7. TRANSIT BUSES SERVICED BY HOISTS ARE DIESEL FUELED AND THEREFORE THE PIT AND SURROUNDING SPACE IS NOT REQUIRED TO BE CLASSIFIED AS A HAZARDOUS LOCATION (PER CEC RULE 20-100 AND APPENDIX B). HOWEVER, INSTALLATION WITHIN PIT AND 50mm ABOVE SLAB TO BE SUITABLE FOR ZONE 2 TO ALLOW OPTION OF SERVICING GASOLINE FUELED VEHICLES IN FUTURE.



2 SECTION - HOIST PIT - HAZARDOUS AREA CLASSIFICATION
E1.1 SCALE: NTS



KEYPLAN
SCALE: NTS

The General Contractor shall check & verify all dimensions and report any errors or omissions to the designers.

No.	Date	Issue/Revision	By
1	24/08/19	ISSUED FOR CONSTRUCTION	VEK
0	19/08/19	ISSUED FOR BID	VEK



Consultant



300-275 Carlton Street
Winnipeg, Manitoba R3C 5R6
T 204-943-7501
F 204-943-7507



Crosier Kilgour & Partners Ltd.
CONSULTING STRUCTURAL ENGINEERS

Project
WINNIPEG TRANSIT GARAGE BUILDING
HOIST REPLACEMENT
421 OSBORNE STREET
WINNIPEG, MANITOBA

Sheet Title
MAIN FLOOR PLAN - ELECTRICAL - NEW CONSTRUCTION

File	2018-1170	Date	2019-06-10
------	-----------	------	------------

Design	VEK	Drawn	KAM
--------	-----	-------	-----

Revision	1	Sheet No.	E1.1
----------	---	-----------	------